

Appendix G - Noise Monitoring Results

Location NC1 - True Light Middle School of Hong Kong							
Date	Time	Weather	Unit: dB (A) (30-min)				
			Measured Noise Level			Baseline Level	Construction Noise Level
			L _{eq}	L ₁₀	L ₉₀	L _{eq}	L _{eq}
2-Dec-10	16:10	Sunny	67.6	70.0	65.1	70.2	67.6 Measured \leq Baseline
7-Dec-10	16:45	Sunny	68.6	71.2	60.2		68.6 Measured \leq Baseline
14-Dec-10	16:30	Cloudy	68.9	71.8	64.7		68.9 Measured \leq Baseline
23-Dec-10	17:00	Sunny	69.0	70.9	61.2		69.0 Measured \leq Baseline
30-Dec-10	16:45	Sunny	71.0	72.8	67.2		63.3

Location NC2 - The Legend							
Date	Time	Weather	Unit: dB (A) (30-min)				
			Measured Noise Level			Baseline Level	Construction Noise Level
			L _{eq}	L ₁₀	L ₉₀	L _{eq}	L _{eq}
2-Dec-10	15:07	Sunny	63.4	65.7	60.1	64.8	63.4 Measured \leq Baseline
7-Dec-10	13:00	Sunny	63.6	65.5	61.0		63.6 Measured \leq Baseline
14-Dec-10	17:10	Cloudy	61.5	63.6	59.0		61.5 Measured \leq Baseline
23-Dec-10	13:00	Sunny	63.7	65.4	61.3		63.7 Measured \leq Baseline
30-Dec-10	13:00	Sunny	64.6	66.1	62.3		64.6 Measured \leq Baseline

Location NC3 - Outside Aegean Terrace							
Date	Time	Weather	Unit: dB (A) (30-min)				
			Measured Noise Level			Baseline Level	Construction Noise Level
			L _{eq}	L ₁₀	L ₉₀	L _{eq}	L _{eq}
2-Dec-10	8:25	Cloudy	54.8	56.8	50.2	57.7	54.8 Measured \leq Baseline
7-Dec-10	9:05	Sunny	56.1	58.3	53.1		56.1 Measured \leq Baseline
14-Dec-10	9:15	Cloudy	54.2	56.4	50.1		54.2 Measured \leq Baseline
23-Dec-10	8:20	Cloudy	54.7	56.9	50.2		54.7 Measured \leq Baseline
30-Dec-10	9:10	Sunny	63.2	66.4	60.2		61.8

Location NC4 - Man Yuen Garden							
Date	Time	Weather	Unit: dB (A) (30-min)				
			Measured Noise Level			Baseline Level	Construction Noise Level
			L _{eq}	L ₁₀	L ₉₀	L _{eq}	L _{eq}
2-Dec-10	13:00	Sunny	72.7	75.5	67.0	64.5	72.0
7-Dec-10	13:05	Sunny	73.6	76.4	67.2		73.0
14-Dec-10	13:00	Cloudy	74.3	77.2	69.9		73.8
23-Dec-10	13:05	Sunny	73.7	73.8	68.0		73.1
30-Dec-10	13:42	Sunny	66.7	69.3	62.4		62.7

Location NC5 - Bik D Villa Monte Rosa							
Date	Time	Weather	Unit: dB (A) (30-min)				
			Measured Noise Level			Baseline Level	Construction Noise Level
			L _{eq}	L ₁₀	L ₉₀	L _{eq}	L _{eq}
2-Dec-10	10:05	Sunny	67.6	70.2	62.0	66.1	62.3
7-Dec-10	10:00	Sunny	69.1	71.5	63.0		66.1
14-Dec-10	10:05	Cloudy	68.1	70.5	62.3		63.8
23-Dec-10	10:00	Sunny	70.1	72.8	65.7		67.9
30-Dec-10	13:00	Sunny	65.8	68.6	61.5		65.8 Measured \leq Baseline

Location NC6 - Rosaryhill School							
Date	Time	Weather	Unit: dB (A) (30-min)				
			Measured Noise Level			Baseline Level	Construction Noise Level
			L _{eq}	L ₁₀	L ₉₀	L _{eq}	L _{eq}
2-Dec-10	10:45	Sunny	64.3	66.6	60.0	64.1	50.8
7-Dec-10	10:40	Sunny	65.4	67.9	60.8		59.5
14-Dec-10	10:45	Cloudy	64.6	66.9	60.4		55.0
23-Dec-10	10:40	Sunny	64.7	67.3	59.9		55.8
30-Dec-10	14:20	Sunny	67.2	69.9	63.1		64.3

Location NC7 - Buddhist Li Ka Shing Care & Attention Home for the Elderly							
Date	Time	Weather	Unit: dB (A) (30-min)				
			Measured Noise Level			Baseline Level	Construction Noise Level
			L _{eq}	L ₁₀	L ₉₀	L _{eq}	L _{eq}
2-Dec-10	17:00	Sunny	65.4	68.9	63.7	65.1	53.6
7-Dec-10	16:00	Sunny	66.8	69.1	60.5		61.9
14-Dec-10	13:00	Cloudy	68.7	71.5	63.2		66.2
23-Dec-10	14:00	Sunny	70.1	71.4	67.7		68.4
30-Dec-10	16:00	Sunny	71.8	73.6	68.5		70.8

Appendix G - Noise Monitoring Results

Location NC8 - Marymount Secondary School							
Date	Time	Weather	Unit: dB (A) (30-min)				
			Measured Noise Level			Baseline Level	Construction Noise Level
			L _{eq}	L ₁₀	L ₉₀	L _{eq}	L _{eq}
2-Dec-10	10:45	Sunny	70.4	73.2	67.7	63.5	69.4
7-Dec-10	14:30	Sunny	69.2	71.4	65.2		67.8
14-Dec-10	11:30	Cloudy	69.3	72.1	66.2		68.0
23-Dec-10	15:30	Sunny	69.3	71.5	65.1		68.0
30-Dec-10	14:45	Sunny	70.2	74.6	68.3		69.2

Location NC9 - 117 Blue Pool Road							
Date	Time	Weather	Unit: dB (A) (30-min)				
			Measured Noise Level			Baseline Level	Construction Noise Level
			L _{eq}	L ₁₀	L ₉₀	L _{eq}	L _{eq}
2-Dec-10	10:15	Sunny	70.2	74.7	67.9	63.3	69.2
7-Dec-10	15:05	Sunny	69.6	70.6	65.2		68.4
14-Dec-10	10:55	Cloudy	71.3	73.2	65.8		70.6
23-Dec-10	16:10	Sunny	71.4	72.4	68.2		70.7
30-Dec-10	15:20	Sunny	71.8	74.3	66.5		71.1

Location NC10 - The Harbour View							
Date	Time	Weather	Unit: dB (A) (30-min)				
			Measured Noise Level			Baseline Level	Construction Noise Level
			L _{eq}	L ₁₀	L ₉₀	L _{eq}	L _{eq}
2-Dec-10	11:30	Sunny	71.0	73.8	66.9	71.7	71.0 Measured \leq Baseline
7-Dec-10	11:30	Sunny	70.9	73.9	65.9		70.9 Measured \leq Baseline
14-Dec-10	11:30	Cloudy	72.0	74.8	67.9		60.2
23-Dec-10	11:25	Sunny	72.1	75.0	67.2		61.5
30-Dec-10	15:00	Sunny	65.9	68.6	60.3		65.9 Measured \leq Baseline

Location NC11 - Honey Court							
Date	Time	Weather	Unit: dB (A) (30-min)				
			Measured Noise Level			Baseline Level	Construction Noise Level
			L _{eq}	L ₁₀	L ₉₀	L _{eq}	L _{eq}
2-Dec-10	9:15	Sunny	67.0	69.3	62.8	63.2	64.7
7-Dec-10	8:20	Cloudy	66.0	68.3	62.7		62.8
14-Dec-10	8:20	Cloudy	68.0	70.4	63.0		66.3
23-Dec-10	9:10	Sunny	66.2	68.7	62.0		63.2
30-Dec-10	9:55	Sunny	64.7	68.1	61.2		59.4

Location NC12 - Ying Wa Girl's School							
Date	Time	Weather	Unit: dB (A) (30-min)				
			Measured Noise Level			Baseline Level	Construction Noise Level
			L _{eq}	L ₁₀	L ₉₀	L _{eq}	L _{eq}
2-Dec-10	13:45	Sunny	65.3	67.7	61.1	67.1	65.3 Measured \leq Baseline
7-Dec-10	13:55	Sunny	64.7	67.1	60.8		64.7 Measured \leq Baseline
14-Dec-10	13:50	Cloudy	64.1	66.1	60.2		64.1 Measured \leq Baseline
23-Dec-10	13:55	Sunny	65.2	67.8	60.9		65.2 Measured \leq Baseline
30-Dec-10	10:35	Sunny	67.7	69.6	62.2		58.8

Location NC13 - Peakville Court							
Date	Time	Weather	Unit: dB (A) (30-min)				
			Measured Noise Level			Baseline Level	Construction Noise Level
			L _{eq}	L ₁₀	L ₉₀	L _{eq}	L _{eq}
2-Dec-10	14:30	Sunny	70.0	72.5	64.0	65.2	68.3
7-Dec-10	14:35	Sunny	69.7	72.0	62.9		67.8
14-Dec-10	14:30	Cloudy	70.9	73.7	64.9		69.5
23-Dec-10	14:40	Sunny	69.8	72.5	62.5		68.0
30-Dec-10	11:10	Sunny	65.9	68.6	61.4		57.6

Appendix G - Noise Monitoring Results

Location NC14 - Hong Kong Japanese School							
Date	Time	Weather	Unit: dB (A) (30-min)				
			Measured Noise Level			Baseline Level	Construction Noise Level
			L _{eq}	L ₁₀	L ₉₀	L _{eq}	L _{eq}
2-Dec-10	11:30	Sunny	66.0	68.7	63.3	60.8	64.4
7-Dec-10	13:50	Sunny	66.2	69.8	65.3		64.7
14-Dec-10	10:20	Cloudy	70.0	73.4	67.9		69.4
23-Dec-10	14:45	Sunny	66.3	67.8	63.4		64.9
30-Dec-10	14:00	Sunny	65.5	68.7	60.2		63.7

Location NC15 - Hong Kong Academy							
Date	Time	Weather	Unit: dB (A) (30-min)				
			Measured Noise Level			Baseline Level	Construction Noise Level
			L _{eq}	L ₁₀	L ₉₀	L _{eq}	L _{eq}
2-Dec-10	17:35	Cloudy	65.9	68.5	62.1	63.5	62.2
7-Dec-10	17:40	Sunny	65.9	68.3	62.0		62.2
14-Dec-10	17:40	Cloudy	66.3	68.8	62.0		63.1
23-Dec-10	17:55	Cloudy	65.8	68.4	62.0		61.9
30-Dec-10	15:45	Sunny	66.1	70.2	63.4		62.6

Location NC16 - Raimondi College							
Date	Time	Weather	Unit: dB (A) (30-min)				
			Measured Noise Level			Baseline Level	Construction Noise Level
			L _{eq}	L ₁₀	L ₉₀	L _{eq}	L _{eq}
2-Dec-10	15:15	Sunny	64.9	67.4	60.0	70.4	64.9 Measured ≤ Baseline
7-Dec-10	15:20	Sunny	63.9	65.9	59.3		63.9 Measured ≤ Baseline
14-Dec-10	15:15	Cloudy	64.7	67.1	59.8		64.7 Measured ≤ Baseline
23-Dec-10	15:30	Sunny	64.2	66.5	60.1		64.2 Measured ≤ Baseline
30-Dec-10	16:25	Sunny	67.9	69.4	64.7		67.9 Measured ≤ Baseline

Location NC17 - Hong Kong Institute of Technology							
Date	Time	Weather	Unit: dB (A) (30-min)				
			Measured Noise Level			Baseline Level	Construction Noise Level
			L _{eq}	L ₁₀	L ₉₀	L _{eq}	L _{eq}
2-Dec-10	16:05	Sunny	68.2	71.0	65.0	66.0	64.2
7-Dec-10	16:10	Sunny	68.5	71.3	64.6		64.9
14-Dec-10	16:10	Cloudy	67.9	71.6	64.6		63.4
23-Dec-10	16:20	Sunny	68.1	71.9	65.0		63.9
30-Dec-10	17:10	Sunny	66.3	68.8	61.9		54.5

Location NC18 - Blk A, 80 Robinson Road							
Date	Time	Weather	Unit: dB (A) (30-min)				
			Measured Noise Level			Baseline Level	Construction Noise Level
			L _{eq}	L ₁₀	L ₉₀	L _{eq}	L _{eq}
2-Dec-10	16:45	Cloudy	72.3	75.0	67.0	64.8	71.4
7-Dec-10	16:50	Cloudy	72.8	75.9	66.9		72.1
14-Dec-10	16:50	Cloudy	73.0	76.1	68.0		72.3
23-Dec-10	17:05	Sunny	72.7	75.8	68.7		71.9
30-Dec-10	17:50	Sunny	66.8	70.2	62.4		62.5

Location NC19 - Villa Veneto							
Date	Time	Weather	Unit: dB (A) (30-min)				
			Measured Noise Level			Baseline Level	Construction Noise Level
			L _{eq}	L ₁₀	L ₉₀	L _{eq}	L _{eq}
2-Dec-10	9:00	Sunny	69.7	71.4	66.2	68.6	63.2
7-Dec-10	10:30	Sunny	68.7	71.7	62.3		52.3
14-Dec-10	8:45	Cloudy	68.8	71.1	62.6		55.3
23-Dec-10	10:30	Sunny	68.5	71.4	62.6		68.5 Measured ≤ Baseline
30-Dec-10	9:00	Sunny	72.2	75.4	64.4		69.7

Location GNC7 - Hong Villa							
Date	Time	Weather	Unit: dB (A) (30-min)				
			Measured Noise Level				
			L _{eq}	L ₁₀	L ₉₀		
2-Dec-10	13:15	Sunny	54.7	55.3	54.3		
7-Dec-10	9:00	Sunny	58.6	60.3	52.4		
14-Dec-10	14:30	Cloudy	53.9	55.5	52.0		
23-Dec-10	9:00	Sunny	56.3	56.9	52.0		
30-Dec-10	11:00	Sunny	57.0	58.7	52.2		

Appendix G - Noise Monitoring Results

(Restricted Hours - 07:00 to 23:00 holidays & 19:00 to 23:00 on all other days)

Location NC1a - Outside True Light Middle School of Hong Kong							
Date	Time	Weather	dB (A) (5-min)			(Reference) Baseline Level	(Reference) Construction Noise Level, L_{eq}
			L_{eq}	L_{10}	L_{90}	Average L_{eq}	
2-Dec-10	19:00	Cloudy	67.5	69.9	64.0	67.7	63.2
	19:05		67.9	70.2	64.3		
	19:10		67.7	70.0	64.2		
5-Dec-10	9:05	Sunny	65.7	69.2	64.5	65.8	65.8 Measured \leq Baseline
	9:10		65.7	69.4	64.5		
	9:15		65.9	69.4	64.7		
7-Dec-10	19:00	Cloudy	67.6	69.9	64.2	67.3	62.0
	19:05		67.3	69.8	64.0		
	19:10		67.0	69.4	63.9		
12-Dec-10	10:00	Fine	64.6	66.3	63.0	64.7	64.7 Measured \leq Baseline
	10:05		64.5	66.3	62.8		
	10:10		64.9	66.7	63.1		
14-Dec-10	19:00	Cloudy	67.8	70.6	63.5	67.7	63.2
	19:05		67.6	70.5	63.3		
	19:10		67.8	70.6	63.4		
19-Dec-10	9:40	Sunny	66.3	69.9	62.1	65.9	49.5
	9:45		65.6	69.5	61.5		
	9:50		65.8	69.5	61.6		
23-Dec-10	19:00	Cloudy	67.0	69.7	63.7	66.9	60.4
	19:05		66.8	69.7	63.5		
	19:10		66.9	69.6	64.0		
26-Dec-10	9:15	Fine	68.0	69.3	67.1	67.7	63.2
	9:20		67.6	69.0	66.4		
	9:25		67.5	69.0	66.3		
30-Dec-10	19:05	Fine	66.0	67.9	64.6	66.9	60.4
	19:10		67.1	68.6	64.8		
	19:15		67.4	68.8	65.0		

(Restricted Hours - 07:00 to 23:00 holidays & 19:00 to 23:00 on all other days)

Location NC2 - The Legend							
Date	Time	Weather	dB (A) (5-min)			Baseline Level	Construction Noise Level
			L_{eq}	L_{10}	L_{90}	Average L_{eq}	L_{eq}
2-Dec-10	19:40	Cloudy	65.1	67.6	62.1	65.1	63.8
	19:45		65.3	67.7	62.3		
	19:50		65.0	67.5	62.0		
5-Dec-10	9:45	Sunny	61.6	63.6	60.5	61.7	58.2
	9:50		61.7	63.8	60.8		
	9:55		61.9	64.1	61.0		
7-Dec-10	19:35	Cloudy	65.9	68.3	60.9	65.9	64.9
	19:40		66.0	68.3	61.0		
	19:45		65.8	68.1	60.7		
12-Dec-10	10:30	Fine	63.6	64.8	61.5	63.2	61.1
	10:35		63.1	64.6	61.0		
	10:40		63.0	64.6	61.0		
14-Dec-10	19:35	Cloudy	65.9	68.3	61.2	65.9	64.9
	19:40		66.0	68.4	61.5		
	19:45		65.7	68.0	61.0		
19-Dec-10	10:15	Sunny	64.4	67.2	60.1	64.7	63.3
	10:20		64.2	66.8	59.9		
	10:25		65.3	67.5	60.7		
23-Dec-10	19:35	Cloudy	64.6	66.5	60.9	64.4	62.9
	19:40		64.6	66.3	60.9		
	19:45		64.1	66.1	60.7		
26-Dec-10	9:45	Fine	62.5	64.7	60.8	62.7	60.2
	9:50		62.3	64.6	60.5		
	9:55		63.2	65.6	61.2		
30-Dec-10	19:35	Fine	62.9	65.1	61.3	62.6	60.0
	19:40		62.4	64.6	61.0		
	19:45		62.6	64.7	61.3		

(Restricted Hours - 07:00 to 23:00 holidays & 19:00 to 23:00 on all other days)

Location NC3 - Outside Aegean Terrace							
Date	Time	Weather	dB (A) (5-min)			Baseline Level	Construction Noise Level
			L_{eq}	L_{10}	L_{90}	Average L_{eq}	L_{eq}
2-Dec-10	20:30	Cloudy	49.8	51.9	47.0	49.9	49.9 Measured \leq Baseline
	20:35		49.9	50.3	47.0		
	20:40		50.1	50.5	47.2		
5-Dec-10	11:00	Sunny	54.7	56.2	51.7	54.5	46.2
	11:05		54.4	55.6	51.5		
	11:10		54.5	55.7	51.6		
7-Dec-10	20:20	Cloudy	51.3	53.4	48.9	51.0	51.0 Measured \leq Baseline
	20:25		51.0	53.0	48.5		
	20:30		50.6	52.9	48.3		
12-Dec-10	11:15	Fine	51.9	53.3	49.0	52.3	52.3 Measured \leq Baseline
	11:20		52.4	54.1	49.6		
	11:25		52.6	54.4	49.6		
14-Dec-10	20:30	Cloudy	50.0	51.8	48.0	50.0	50.0 Measured \leq Baseline
	20:35		49.8	51.8	47.8		
	20:40		50.1	51.9	48.0		
19-Dec-10	11:00	Sunny	52.6	54.3	48.9	52.3	52.3 Measured \leq Baseline
	11:05		51.8	53.9	48.7		
	11:10		52.5	54.1	49.4		
23-Dec-10	20:20	Cloudy	50.3	52.4	47.8	50.1	50.1 Measured \leq Baseline
	20:25		50.0	52.2	47.6		
	20:30		50.1	52.3	47.7		
26-Dec-10	10:40	Fine	51.7	53.2	49.8	51.4	51.4 Measured \leq Baseline
	10:45		51.4	53.0	49.0		
	10:50		51.0	52.7	48.4		
30-Dec-10	20:20	Fine	51.4	53.0	48.6	51.5	51.5 Measured \leq Baseline
	20:25		51.4	53.0	48.6		
	20:30		51.7	53.4	48.9		

Appendix G - Noise Monitoring Results

(Restricted Hours - 23:00 to 07:00 on all days)

Location NC1a - Outside True Light Middle School of Hong Kong							
Date	Time	Weather	dB (A) (5-min)			(Reference) Baseline Level	(Reference) Construction Noise Level, L_{eq}
			L_{eq}	L_{10}	L_{90}	Average L_{eq}	
2-Dec-10	23:25	Fine	53.4	55.6	51.0	53.9	53.9 Measured \leq Baseline
	23:30		53.6	55.7	51.2		
	23:35		54.7	56.6	51.4		
7-Dec-10	23:00	Fine	58.6	59.3	56.5	58.4	58.4 Measured \leq Baseline
	23:05		58.7	59.4	56.5		
	23:10		58.0	58.7	56.1		
14-Dec-10	23:00	Fine	56.8	58.6	54.7	57.1	57.1 Measured \leq Baseline
	23:05		56.9	58.8	54.7		
	23:10		57.5	59.0	55.2		
23-Dec-10	23:35	Fine	58.9	60.2	55.7	59.2	59.2 Measured \leq Baseline
	23:40		59.4	61.1	55.9		
	23:45		59.3	60.8	56.1		
30-Dec-10	23:00	Fine	59.0	61.2	56.7	58.8	58.8 Measured \leq Baseline
	23:05		58.6	61.1	56.4		
	23:10		58.7	61.2	56.4		

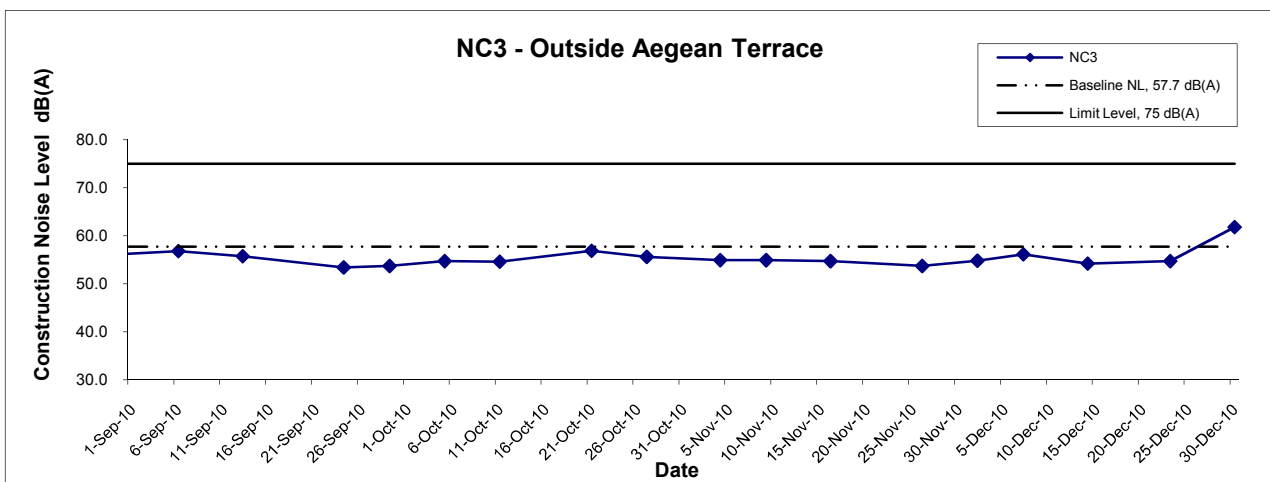
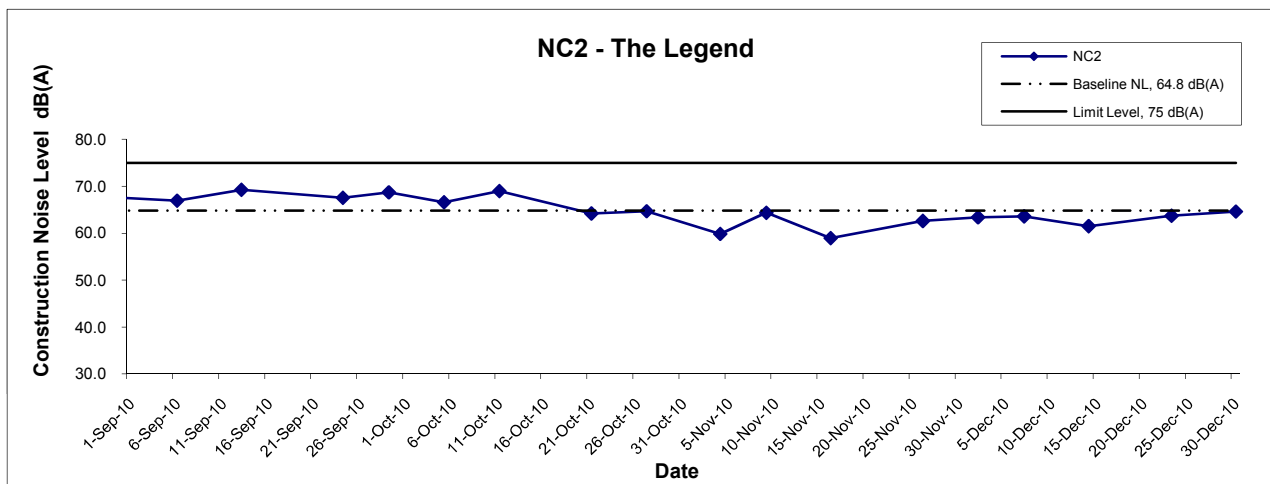
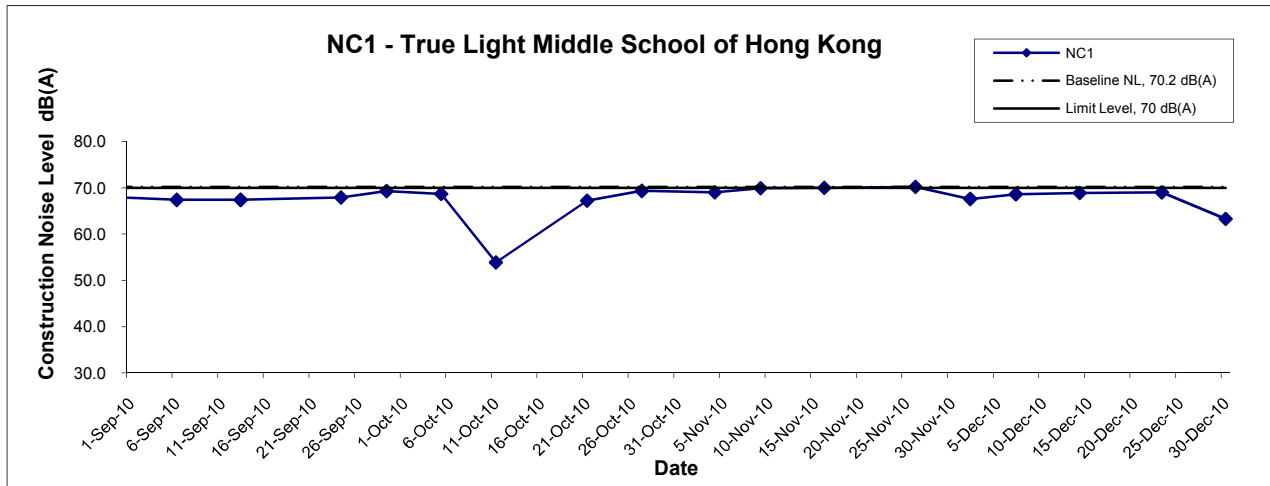
(Restricted Hours - 23:00 to 07:00 on all days)


Location NC2 - The Legend							
Date	Time	Weather	dB (A) (5-min)			Baseline Level	Construction Noise Level
			L_{eq}	L_{10}	L_{90}	Average L_{eq}	L_{eq}
2-Dec-10	23:00	Fine	52.6	55.7	50.4	52.7	52.7 Measured \leq Baseline
	23:05		52.0	54.6	50.1		
	23:10		53.3	55.9	51.3		
7-Dec-10	23:30	Fine	51.5	55.4	50.3	51.7	51.7 Measured \leq Baseline
	23:35		51.3	55.2	50.2		
	23:40		52.2	55.6	50.7		
14-Dec-10	23:30	Fine	51.8	53.3	50.2	52.1	52.1 Measured \leq Baseline
	23:35		52.0	53.7	50.4		
	23:40		52.6	54.4	50.9		
23-Dec-10	23:00	Fine	54.0	55.9	50.1	53.5	53.5 Measured \leq Baseline
	23:05		53.4	54.7	49.6		
	23:10		53.2	54.5	49.4		
30-Dec-10	23:30	Fine	51.7	53.2	48.9	51.9	51.9 Measured \leq Baseline
	23:35		52.0	53.6	49.1		
	23:40		51.9	53.5	49.1		

(Restricted Hours - 23:00 to 07:00 on all days)

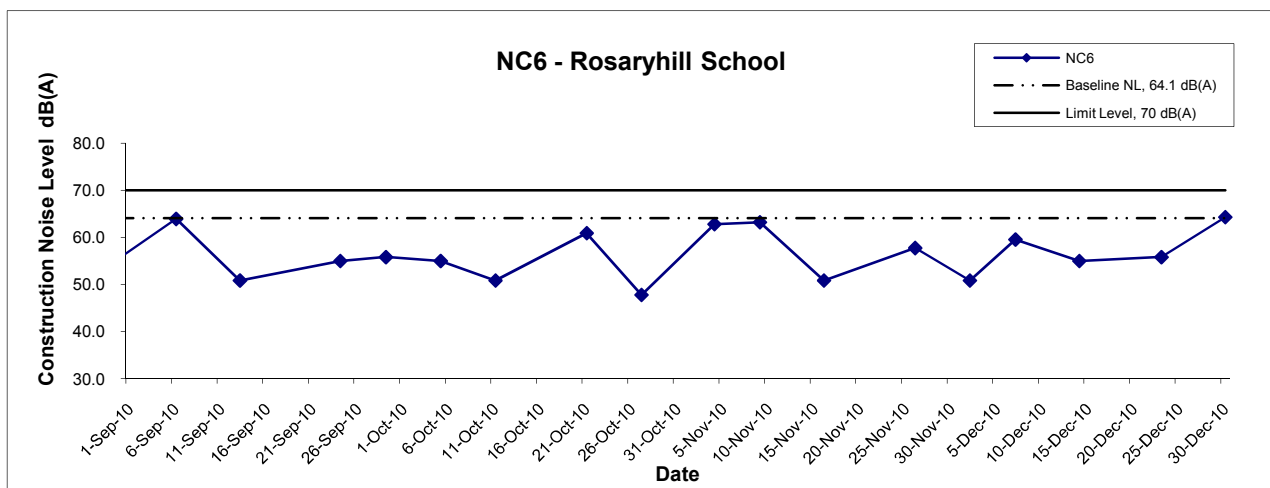
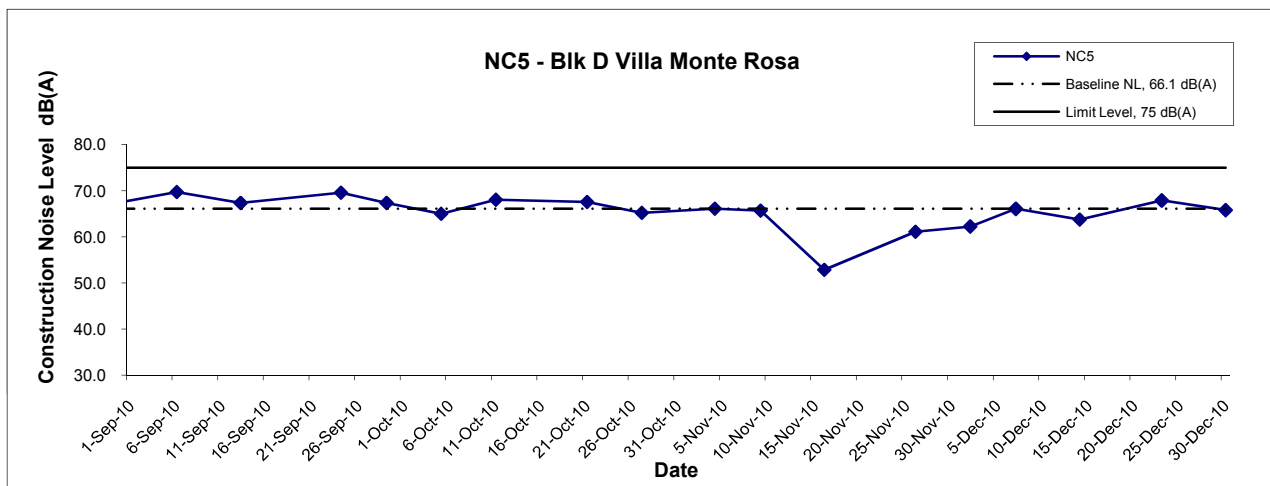
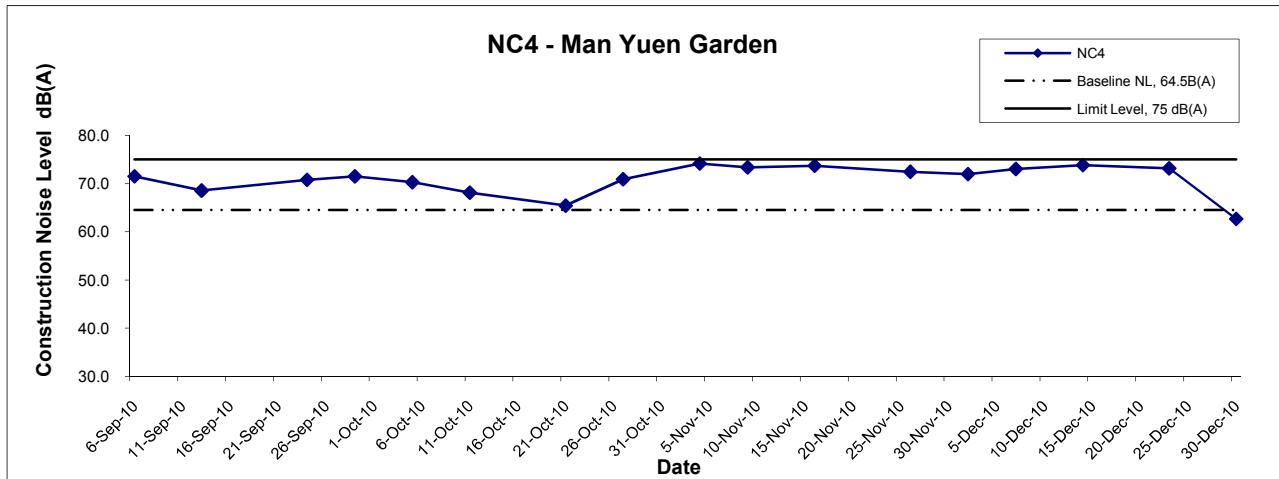
Location NC3 - Outside Aegean Terrace							
Date	Time	Weather	dB (A) (5-min)			Baseline Level	Construction Noise Level
			L_{eq}	L_{10}	L_{90}	Average L_{eq}	L_{eq}
3-Dec-10	0:25	Fine	50.6	52.6	49.1	50.9	50.9 Measured \leq Baseline
	0:30		50.8	52.7	49.2		
	0:35		51.3	53.0	49.8		
8-Dec-10	0:30	Fine	51.6	53.4	50.1	51.3	51.3 Measured \leq Baseline
	0:35		51.2	53.0	50.0		
	0:40		51.0	53.0	49.8		
15-Dec-10	0:35	Fine	50.0	51.3	48.6	50.0	50.0 Measured \leq Baseline
	0:40		50.1	51.3	48.7		
	0:45		49.8	51.1	48.6		
24-Dec-10	0:15	Fine	50.2	51.8	47.8	50.5	50.5 Measured \leq Baseline
	0:20		50.6	52.5	48.3		
	0:25		50.6	52.4	48.5		
31-Dec-10	0:20	Fine	51.7	53.6	49.7	51.4	51.4 Measured \leq Baseline
	0:25		51.3	53.0	49.6		
	0:30		51.2	53.0	49.4		

Noise Levels



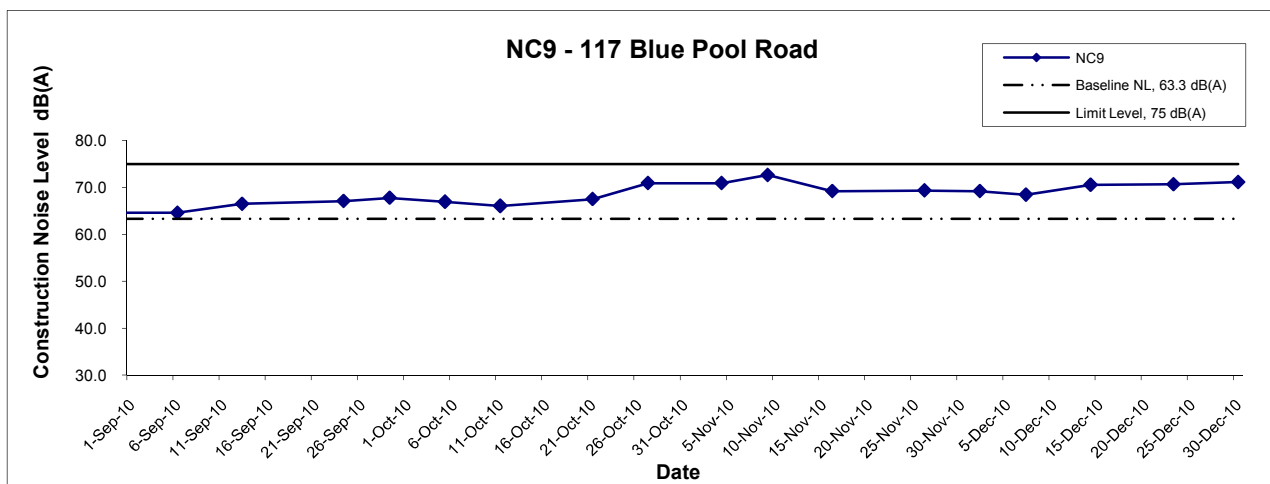
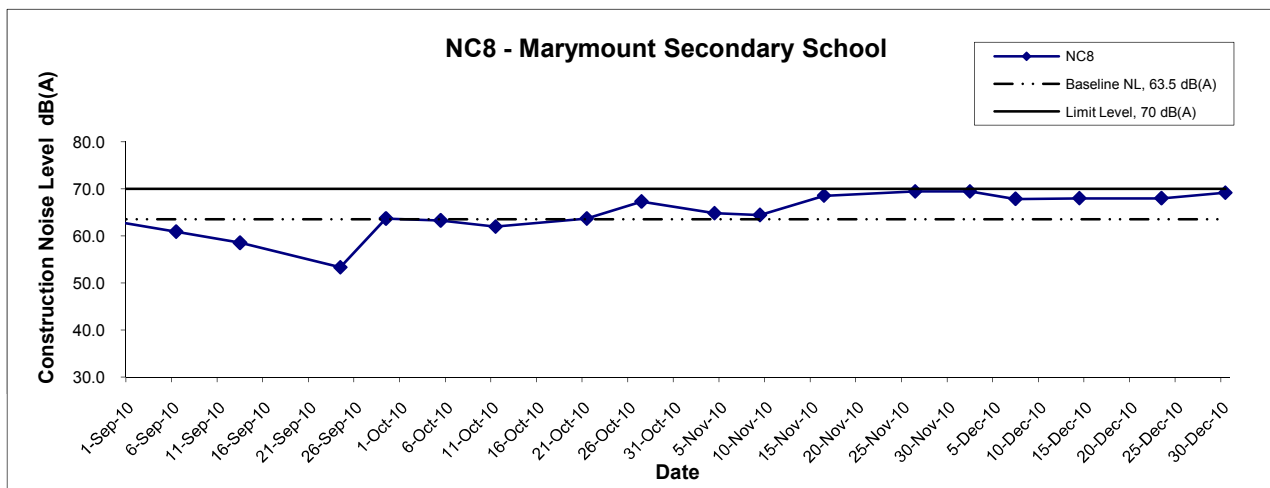
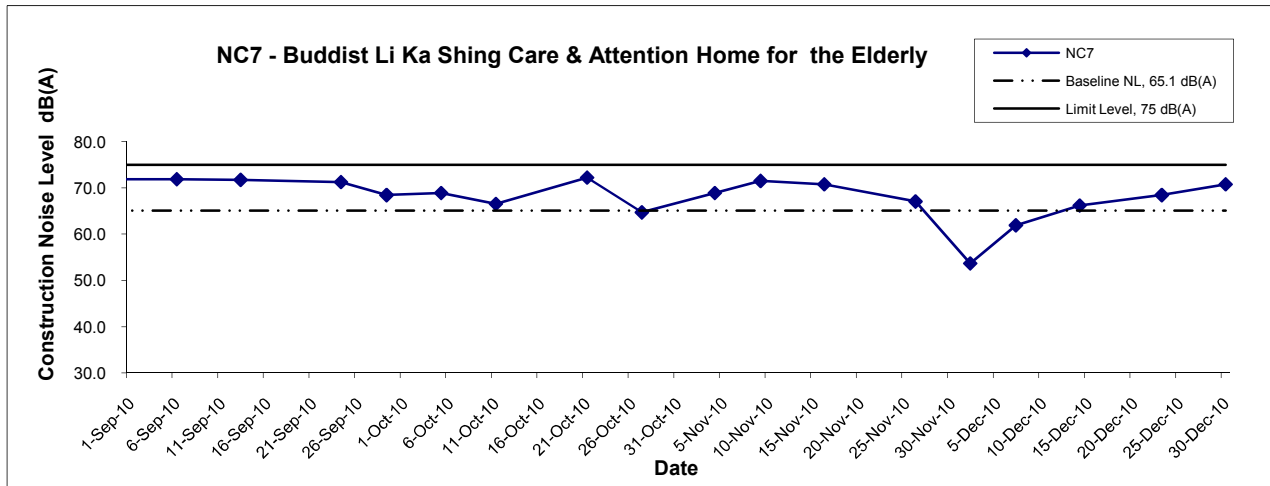
Title Contract No. DC/2007/10 Design and Construction of Hong Kong West Drainage Tunnel Graphical Presentation of Construction Noise Monitoring Results	Scale N.T.S	Project No. MA8001	
	Date Dec 10	Appendix G	

Noise Levels



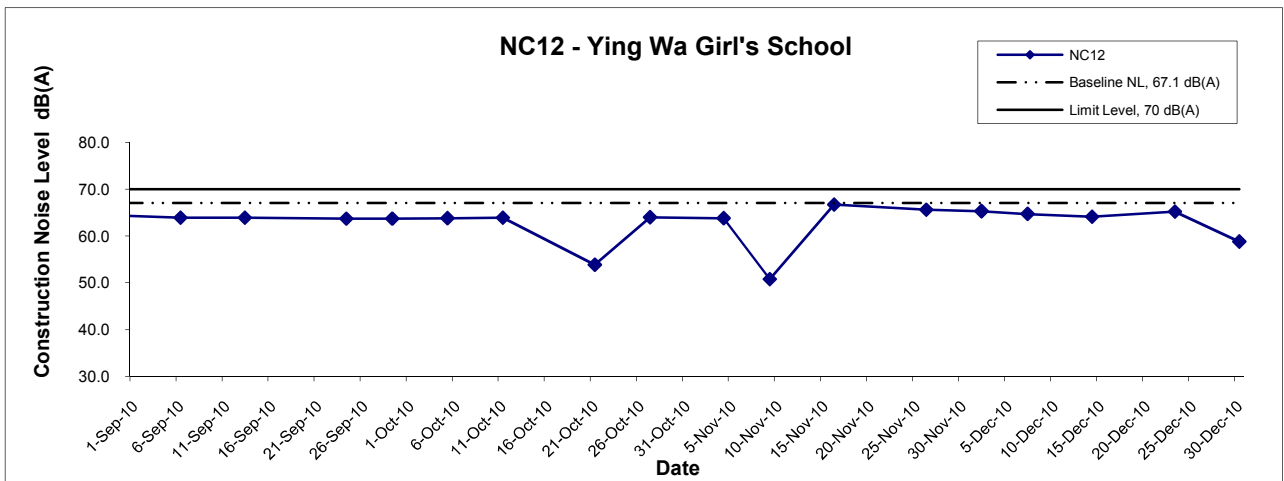
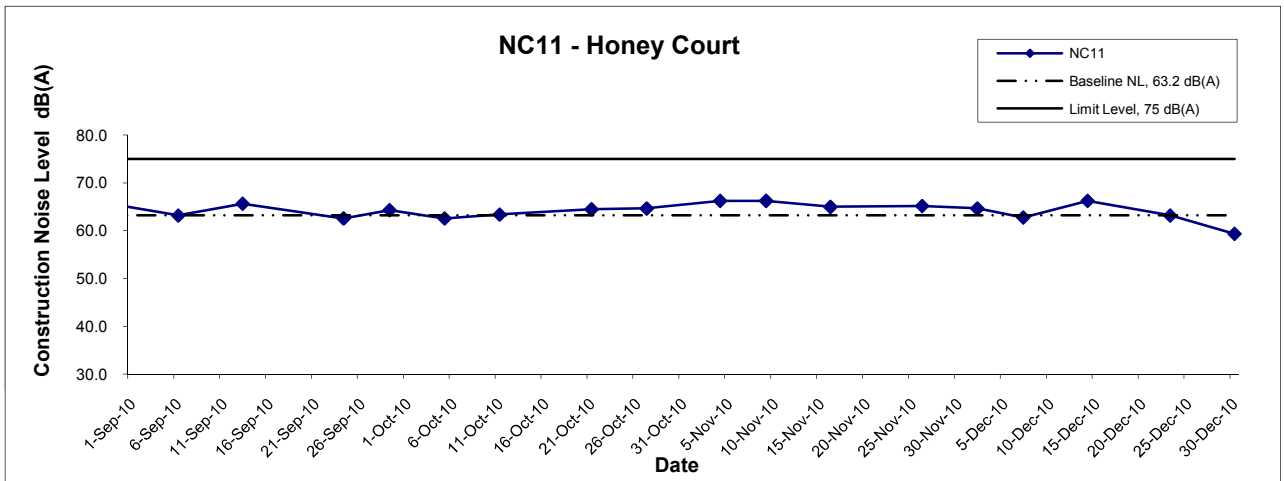
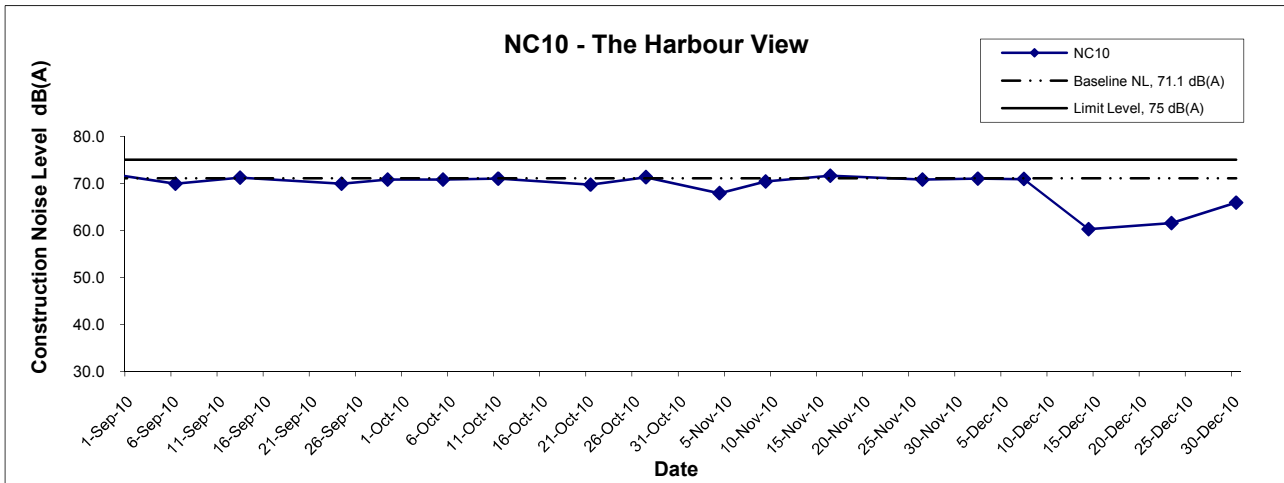
Title Contract No. DC/2007/10 Design and Construction of Hong Kong West Drainage Tunnel Graphical Presentation of Construction Noise Monitoring Results	Scale N.T.S	Project No. MA8001	
	Date Dec 10	Appendix G	


Noise Levels



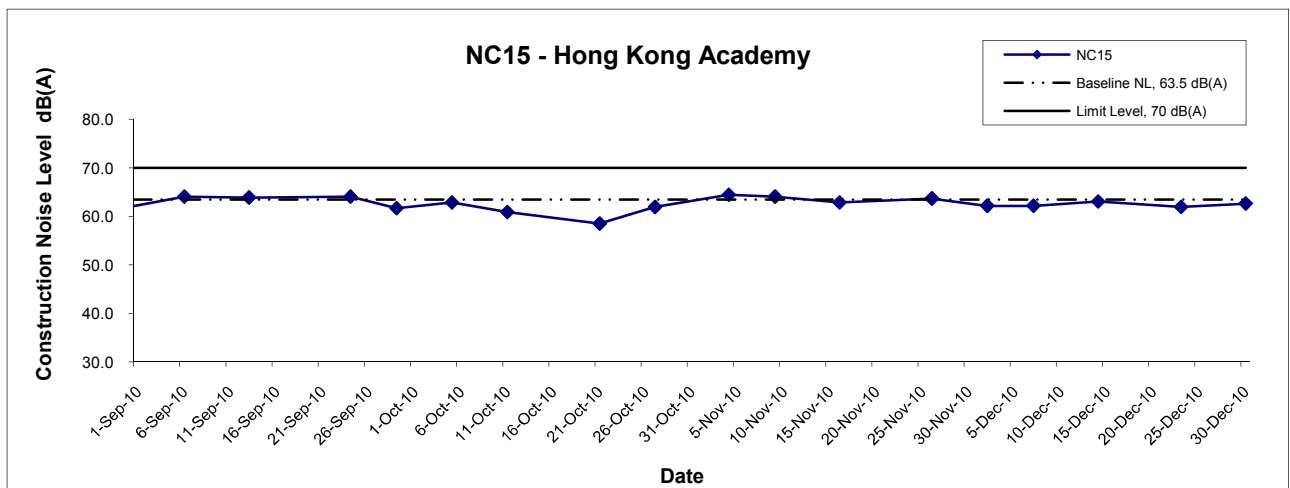
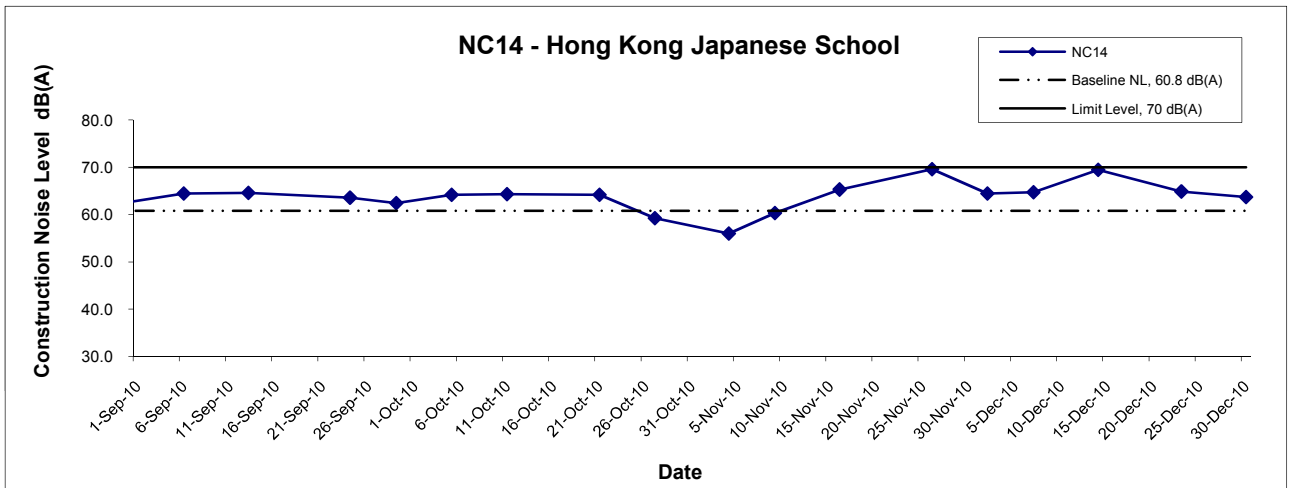
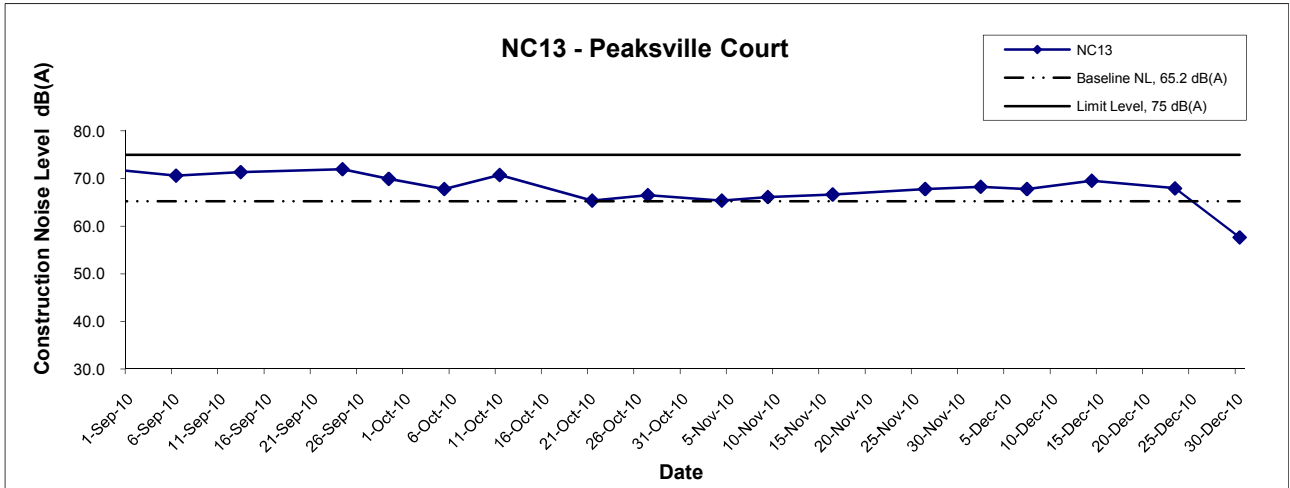
Title Contract No. DC/2007/10 Design and Construction of Hong Kong West Drainage Tunnel Graphical Presentation of Construction Noise Monitoring Results	Scale N.T.S	Project No. MA8001	
	Date Dec 10	Appendix G	


Noise Levels



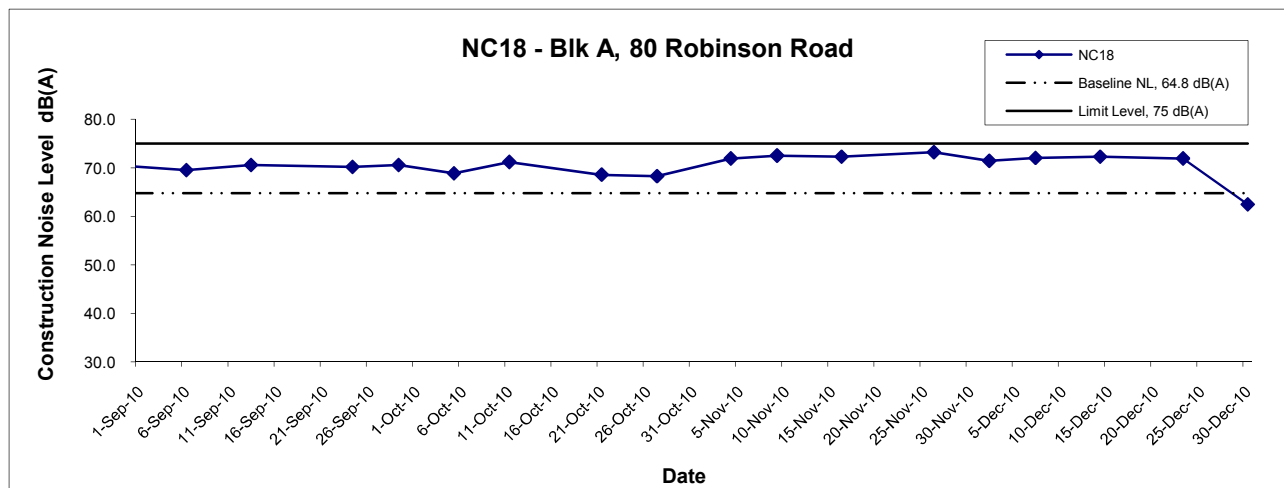
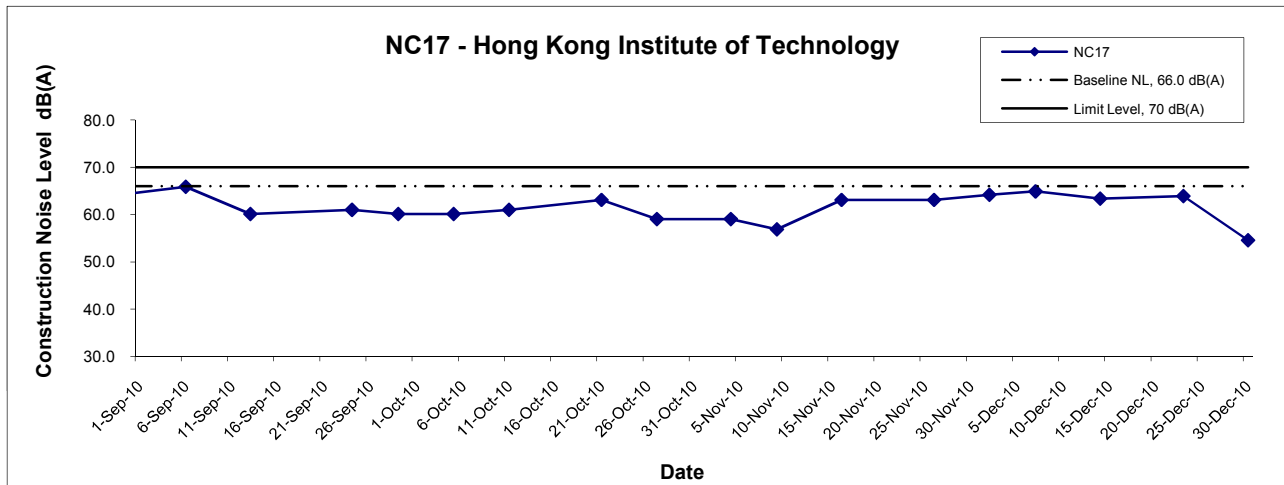
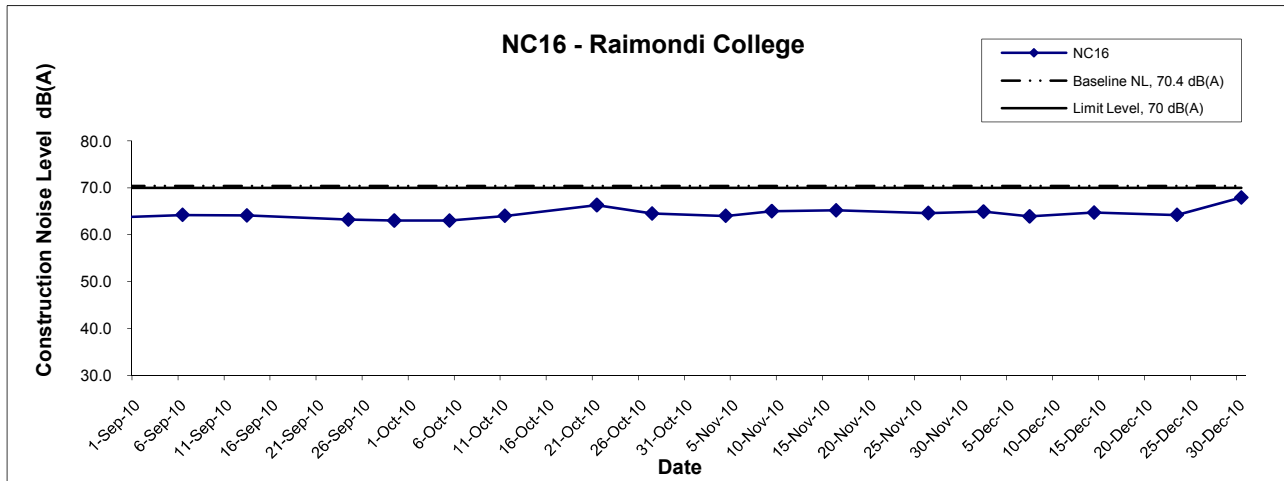
Title Contract No. DC/2007/10 Design and Construction of Hong Kong West Drainage Tunnel Graphical Presentation of Construction Noise Monitoring Results	Scale N.T.S	Project No. MA8001	
	Date Dec 10	Appendix G	

Noise Levels



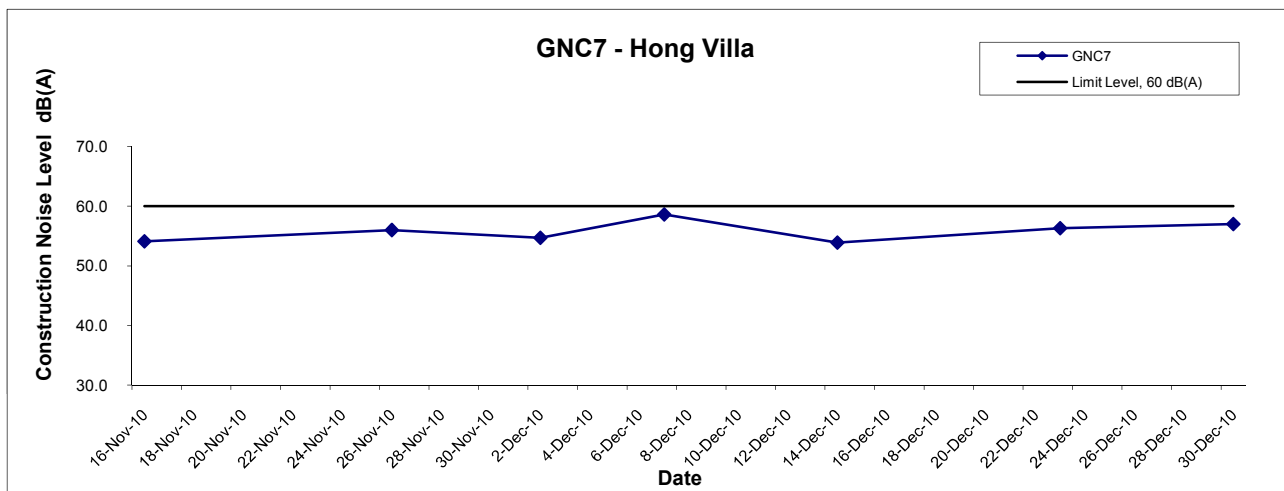
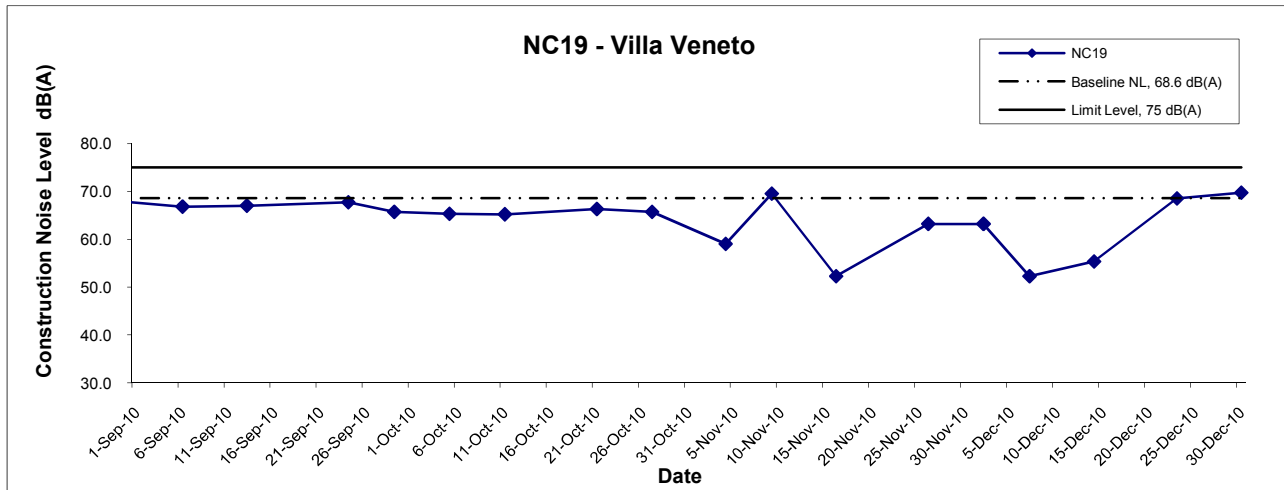
Title Contract No. DC/2007/10 Design and Construction of Hong Kong West Drainage Tunnel Graphical Presentation of Construction Noise Monitoring Results	Scale N.T.S	Project No. MA8001	
	Date Dec 10	Appendix G	

Noise Levels



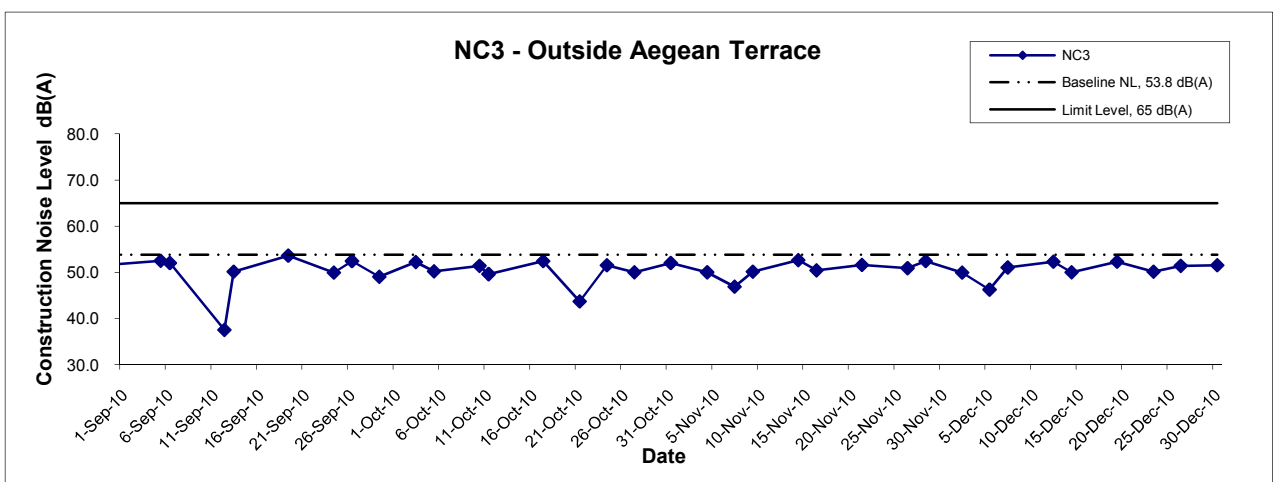
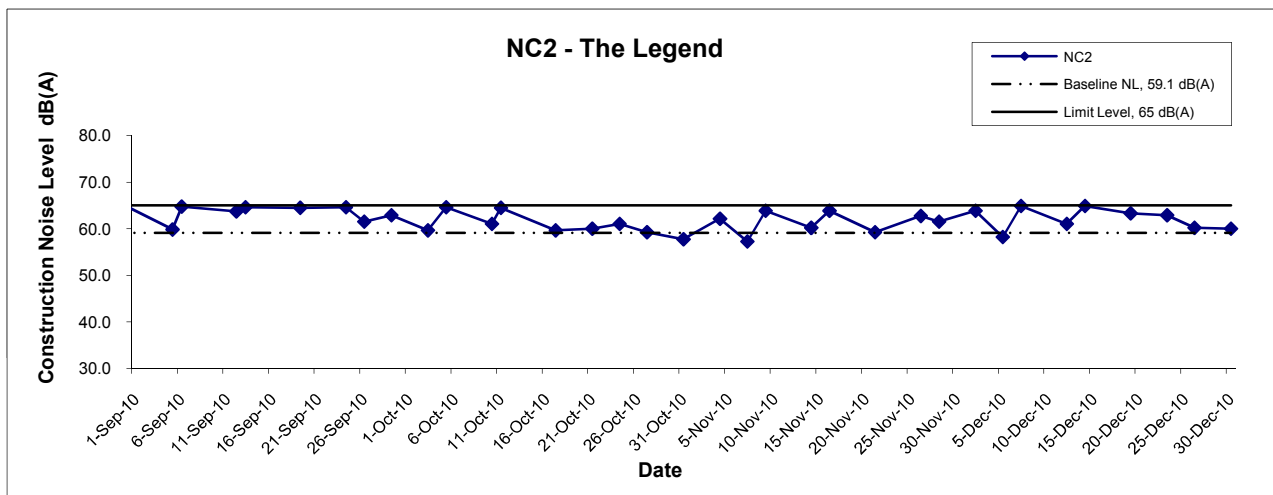
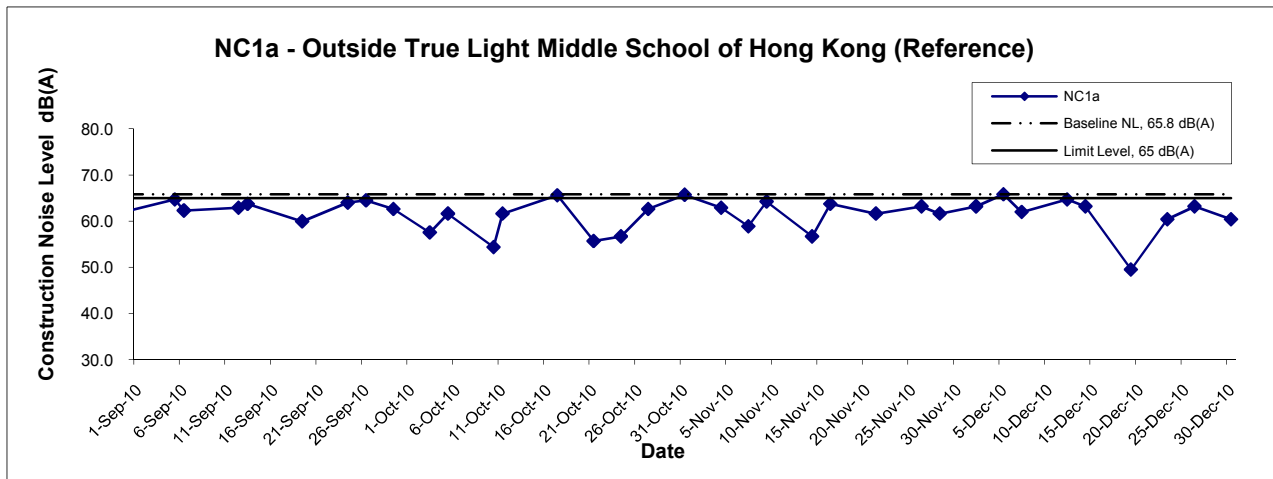
Title Contract No. DC/2007/10 Design and Construction of Hong Kong West Drainage Tunnel Graphical Presentation of Construction Noise Monitoring Results	Scale N.T.S	Project No. MA8001	CINOTECH
	Date Dec 10	Appendix G	

Noise Levels



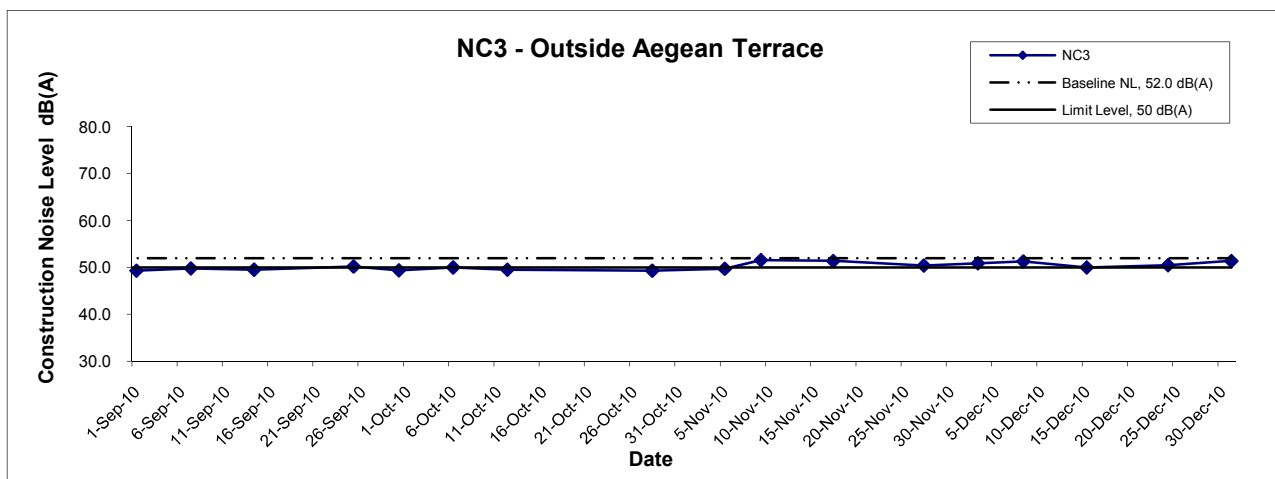
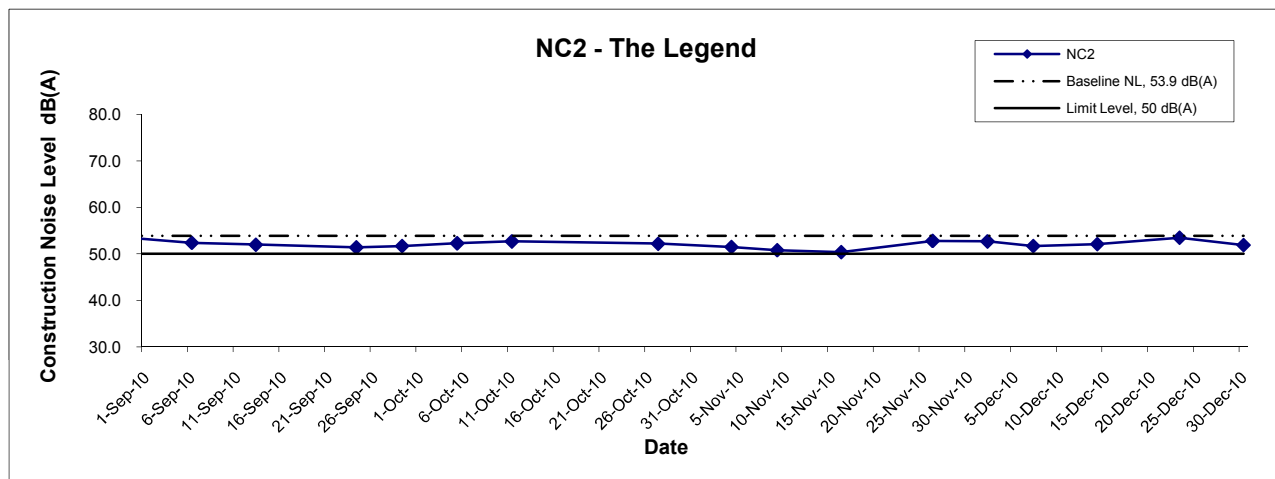
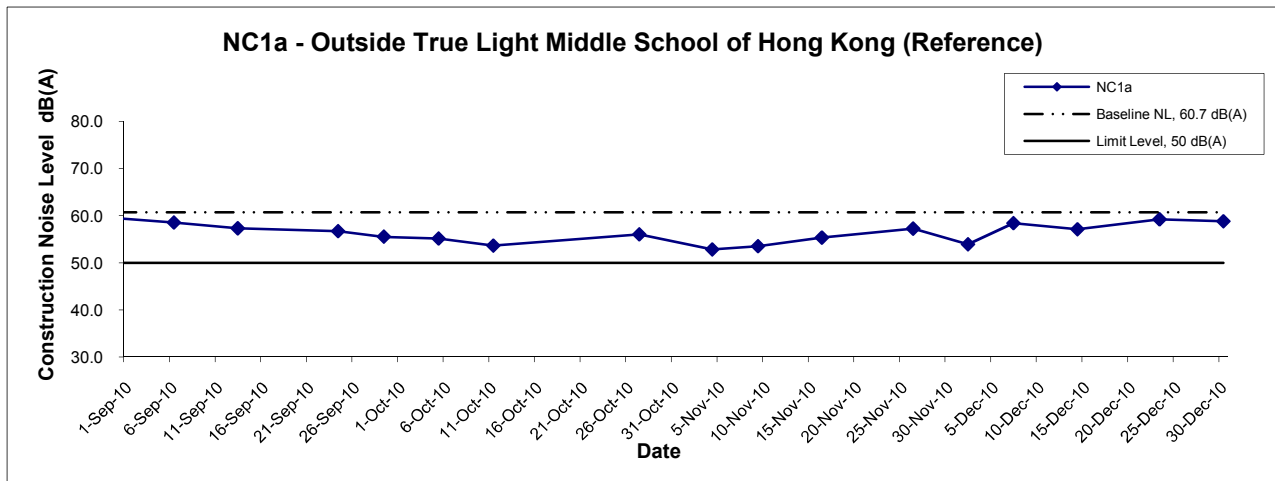
Title	Contract No. DC/2007/10 Design and Construction of Hong Kong West Drainage Tunnel Graphical Presentation of Construction Noise Monitoring Results	Scale	Project No.	CINOTECH
		N.T.S Date Dec 10	MA8001 Appendix G	


Noise Levels (Restricted Hours - 07:00 - 23:00 holidays & 19:00 - 23:00 on all other days)



Title Contract No. DC/2007/10 Design and Construction of Hong Kong West Drainage Tunnel Graphical Presentation of Construction Noise Monitoring Results	Scale N.T.S	Project No. MA8001	
	Date Dec 10	Appendix G	

Noise Levels (Restricted Hours - 23:00 to 07:00 on all days)



Title Contract No. DC/2007/10 Design and Construction of Hong Kong West Drainage Tunnel Graphical Presentation of Construction Noise Monitoring Results	Scale N.T.S	Project No. MA8001	
	Date Dec 10	Appendix G	