



**CMA Testing
and Certification
Laboratories**

廠商會檢定中心

**Final Laboratory WETT Testing Report
for
Provisions of Whole Effluent Toxicity Tests at
Stonecutters Island Sewage Treatment Works & Beach
Water Quality Monitoring Services
(Quotation No. 2017T013)**

Report for the Month of July 2017

Applicant : DRAINAGE SERVICES DEPT. - DIVISION 2

Address : STONECUTTERS ISLAND SEWAGE
TREATMENT WORKS, NGONG SHUEN CHAU,
KOWLOON, HONG KONG

Application No. : LV021027(1)

Report No. : AV0048714(2)

Report Issued Date : 9 Nov 2018

For and on behalf of
CMA Industrial Development Foundation Limited

Authorized Signature :

Lau Yan Kin
Senior Manager
Environmental Division



CMA Testing and Certification Laboratories

廠商會檢定中心

Report No. : AV0048714(2)

Application No.: LV021027(1)

Contents

Contents	2
1 Introduction	4
1.1 Background	4
1.2 Testing laboratory and investigator	4
1.3 Sample	4
1.4 Test species	4
1.5 Test protocols	4
2 Report on Amphipod Acute Toxicity Test	5
2.1 Samples storage and pretreatment	6
2.2 Test organism	6
2.3 Summary of test conditions	6
2.4 Test results	7
2.5 Summary of water quality parameters monitoring during test	8
2.6 LC ₅₀ for the amphipod <i>Melita longidactyla</i> and test acceptability	8
3 Report on Fish Acute Toxicity Test	9
3.1 Samples storage and pretreatment	10
3.2 Test organism	10
3.3 Summary of test conditions	10
3.4 Test results	11
3.5 Summary of water quality parameters monitoring during test	12
3.6 LC ₅₀ for the fish <i>Lutjanus malabaricus</i> and test acceptability	12
4 Report on Barnacle Larvae Acute Toxicity Test	13
4.1 Samples storage and pretreatment	14
4.2 Test organism	14
4.3 Summary of test conditions	14
4.4 Test results	15
4.5 Summary of water quality parameters monitoring during test	16
4.6 LC ₅₀ for the barnacle larvae <i>Balanus amphitrite</i> and test acceptability	16
5 Report on Diatom Growth Inhibition Test (Chronic toxicity test)	17
5.1 Samples storage and pretreatment	18
5.2 Test organism	18
5.3 Summary of test conditions	18
5.4 Test results	19
5.5 Summary of water quality parameters monitoring during test	20
5.6 IC ₅₀ for the diatom <i>Skeletonema costatum</i> and test acceptability	20



CMA Testing and Certification Laboratories

廠商會檢定中心

Report No. : AV0048714(2)

Application No.: LV021027(1)

6 Report on Shrimp Acute Toxicity Test	21
6.1 Samples storage and pretreatment	22
6.2 Test organism	22
6.3 Summary of test conditions	22
6.4 Test results	23
6.5 Summary of water quality parameters monitoring during test	24
6.6 LC ₅₀ for the shrimp <i>Metapenaeus ensis</i> and test acceptability	24
7 Conclusion	25
Appendix A Monitoring Data for Amphipod Acute Toxicity Test	27
Appendix B Monitoring Data for Fish Acute Toxicity Test	30
Appendix C Monitoring Data for Barnacle Larvae Acute Toxicity Test	33
Appendix D Monitoring Data for Diatom Growth Inhibition Test	36
Appendix E Monitoring Data for Shrimp Acute Toxicity Test	40



CMA Testing and Certification Laboratories

廠商會檢定中心

Report No. : AV0048714(2)

Application No.: LV021027(1)

1. Introduction

1.1. Background

The whole effluent toxicity tests (WETT) were carried out under the requirements of Drainage Service Department (DSD) Quotation No 2017T013.

1.2. Testing laboratory and investigator

The following tests were carried out in the Coastal Marine Laboratory (CML), Hong Kong University of Science and Technology.

Principle investigator: Prof. Wen-Xiong WANG

Phone number: (852) 2358-7346

Fax number: (852) 2358-1559

Address: Division of Life Science, Hong Kong University of Science and Technology, Clear Water Bay, Kowloon, Hong Kong

1.3. Sample

A 24-hour bi-hourly flow-weighted composite effluent sample was collected from Stonecutters Island Sewage Treatment Works (SCISTW) on July 24th, 2017. Effluent sample was shipped immediately to the testing laboratory on the same day of collection and stored at 4 °C until use. Toxicity testings were started on the same day after sample collection.

1.4. Test species

The following test species were included in the WETT:

- Amphipod (*Melita longidactyla*)
- Fish (*Lutjanus malabaricus*)
- Barnacle larvae (*Balanus amphitrite*)
- Diatom (*Skeletonema costatum*)
- Shrimp (*Metapenaeus ensis*)

1.5. Test protocols

The WETT testing methods and procedures follow those documented in “Consultancy Study on Fisheries and Marine Ecological Criteria for Impact Assessment-Final Report” commissioned by Agriculture, Fisheries and Conservation Department (AFCD), as indicated in tender addendum No. 1 by Drainage Services Department (DSD).



CMA Testing and Certification Laboratories

廠商會檢定中心

Report No. : AV0048714(2)

Application No.: LV021027(1)

2. Report on Amphipod Acute Toxicity Test



CMA Testing and Certification Laboratories

廠商會檢定中心

Report No. : AV0048714(2)

Application No.: LV021027(1)

Test report

2.1. Samples storage and pretreatment

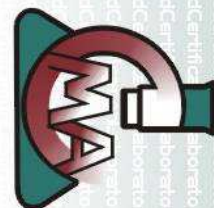
Effluent sample was thoroughly mixed and passed through 2-mm mesh to remove the large debris. Effluent was added with ocean salt in order to raise the salinity to the required level (30‰) and then aerated moderately such that the dissolved oxygen (DO) reached saturation prior to use. Salinity control was set up to monitor if there was adverse effect on the test organisms.

2.2. Test organism

Species: Amphipod (*Melita longidactyla*).
Source: Collected from local coastal waters from Sai Kung
Size/age: 0.5-0.7 cm
Acclimatization: Acclimatized in fully aerated seawater
(temperature: 22±1°C, salinity: 30‰) at least 48
hours in the laboratory prior to test. Fed with green
algae *Ulva lactuca*.

2.3. Summary of test conditions

Type of test: Static
Duration: 48 h, 25/07/2017-27/07/2017
Dilution seawater source: Seawater collected from a pristine site in Clear
Water Bay, Sai Kung, Hong Kong
Dilution seawater pretreatment: Filtered through 0.22 µm membrane
Testing temperature: 22±1 °C
Lighting: Continuous
Salinity: 30‰
Testing chamber: Pre-cleaned 150 mL glass flask
Feeding: None
Number of organisms per replicate: 10
Replicate number: 4
Volume of test medium: 100 mL
Aeration: Moderate, around 100 bubbles/min
Reference toxicant: CdCl₂
Positive control: 48 h acute toxicity test
Salinity control: Prepared with ocean salt adding into de-ionized
water, salinity: 30‰



Report No. : AV0048714(2)

Application No.: LV021027(1)

2.4. Test results

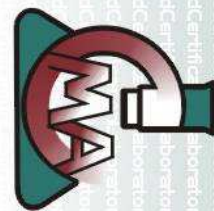
Table 1. Survival of amphipods after 48 hours.

Treatment	Effluent concentration (%)	Number of living amphipods after 48 hour (individuals)					
		Replicate 1	Replicate 2	Replicate 3	Replicate 4	Mean	SD
Negative control	0	10	10	10	10	10.00	0.00
Salinity control	0	10	10	10	10	10.00	0.00
Concentration 1	6.5	10	10	10	10	10.00	0.00
Concentration 2	12.5	10	10	10	10	10.00	0.00
Concentration 3	25	9	9	8	8	8.50	0.58
Concentration 4	50	1	3	2	2	2.00	0.82
Concentration 5	100	0	0	0	0	0.00	0.00

Table 2. Survival percentage of amphipods after 48 hours.

Treatment	Effluent concentration (%)	Percentage of living amphipods after 48 hour (%)					
		Replicate 1	Replicate 2	Replicate 3	Replicate 4	Mean	SD
Negative control	0	100	100	100	100	100.00	0.00
Salinity control	0	100	100	100	100	100.00	0.00
Concentration 1	6.5	100	100	100	100	100.00	0.00
Concentration 2	12.5	100	100	100	100	100.00	0.00
Concentration 3	25	90	90	80	80	85.00	5.77
Concentration 4	50	10	30	20	20	20.00	8.16
Concentration 5	100	0	0	0	0	0.00	0.00

NA: Not applicable



Report No. : AV0048714(2)

Application No.: LV021027(1)

2.5. Summary of water quality parameters monitoring during test.

Table 3. Summary of water quality parameters during amphipod acute toxicity test.

Water quality parameters	Effluent concentration (%)						
	Negative control	Salinity control	6.5	12.5	25	50	100
Salinity (%)	30.0	30.0	30.0	30.0	30.0	30.0	30.0
Dissolved oxygen (mg L ⁻¹)	6.4-7.2	6.4-7.1	6.4-7.0	6.3-6.9	6.1-6.8	6.1-6.7	6.0-6.6
Temperature (°C)	22.0	22.0	22.0	22.0	22.0	22.0	22.0
pH	7.7-8.1	7.7-8.2	7.6-8.1	7.6-8.0	7.5-8.1	7.6-8.2	7.6-7.9
Total ammonia (start/end, mg L ⁻¹)	0.09/ 0.13	0.07/ 0.08	0.90/ 1.32	2.38/ 2.54	4.60/ 4.67	11.4/ 10.9	21.9/ 22.4
Total sulfide (start/end, mg L ⁻¹)	<0.1	<0.1	<0.1	<0.1	<0.1	<0.1	<0.1
Total residual chlorine (start/end, mg L ⁻¹)	<0.02	<0.02	<0.02	<0.02	<0.02	<0.02	<0.02
Total suspended solid (start/end, mg L ⁻¹)	2/2	3/3	8/4	13/6	25/10	43/18	85/42

2.6. LC₅₀ for the amphipod *Melita longidactyla* and test acceptability

Table 4. LC₅₀ for the amphipods and test acceptability.

Parameter	Value	Control limit
Calculated LC ₅₀	36.59%	NA
Negative control survival	100.0%	>90%
Reference toxicant 48-h acute test	1.39mg L ⁻¹	1.25±0.15 mg L ⁻¹
95% of confidence range of reference toxicant test	1.04-1.84mg L ⁻¹	NA
Daily temperature variation	<0.5 °C	Average daily temperature variation: ±1 °C
Dissolved oxygen concentration	>6.0 mg L ⁻¹	>4 mg L ⁻¹



CMA Testing and Certification Laboratories

廠商會檢定中心

Report No. : AV0048714(2)

Application No.: LV021027(1)

3. Report on Fish Acute Toxicity Test



CMA Testing and Certification Laboratories

廠商會檢定中心

Report No. : AV0048714(2)

Application No.: LV021027(1)

Test report

3.1. Samples storage and pretreatment

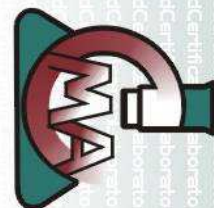
Effluent sample was thoroughly mixed and passed through 2-mm mesh to remove large debris. Effluent was added with ocean salt in order to raise the salinity to the required level (30‰) and then aerated moderately such that the dissolved oxygen (DO) reached saturation prior to use. Salinity control was set up to monitor if there was adverse effect on the test organisms.

3.2. Test organism

Species	Fish (<i>Lutjanus malabaricus</i>)
Source:	Purchased from local contracted fish farm
Size/age:	2-3 cm
Acclimatization:	Acclimatized in fully aerated seawater (temperature: 22±1°C, salinity: 30‰) at least 48 hours in laboratory prior to test. Fed with fresh shrimp purchased from local market.

3.3. Summary of test conditions

Type of test:	Static
Duration:	48 h, 25/07/2017-27/07/2017
Dilution seawater source:	Seawater collected from a pristine site in Clear Water Bay, Sai Kung, Hong Kong
Dilution seawater pretreatment:	Filtered through 5 µm filtration bag
Testing temperature:	22±1 °C
Lighting:	Continuous
Salinity:	30‰
Testing chamber:	Pre-cleaned 20 L tank
Feeding:	None
Number of organisms per replicate:	20
Replicate number:	4
Volume of test medium:	20 L
Aeration:	Moderate, with air stone
Reference toxicant:	CdCl ₂
Positive control:	48 h acute toxicity test
Salinity control:	Prepared with ocean salt adding into de-ionized water, salinity: 30‰



Report No. : AV0048714(2)

Application No.: LV021027(1)

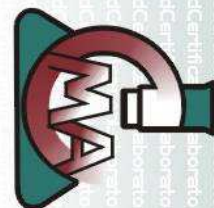
3.4. Test results

Table 1. Survival of fish after 48 hours.

Treatment	Effluent concentration (%)	Number of living fish after 48 hour (individuals)					
		Replicate 1	Replicate 2	Replicate 3	Replicate 4	Mean	SD
Negative control	0	19	19	18	18	18.50	0.58
Salinity control	0	20	20	19	20	19.75	0.50
Concentration 1	6.5	18	20	20	19	19.25	0.96
Concentration 2	12.5	20	20	20	20	20.00	0.00
Concentration 3	25	20	20	20	20	20.00	0.00
Concentration 4	50	20	19	20	20	19.75	0.50
Concentration 5	100	13	11	10	8	10.50	2.08

Table 2. Survival percentage of fish after 48 hours.

Treatment	Effluent concentration (%)	Percentage of living fish after 48 hour (%)					
		Replicate 1	Replicate 2	Replicate 3	Replicate 4	Mean	SD
Negative control	0	95	95	90	90	92.50	2.89
Salinity control	0	100	100	95	100	98.75	2.50
Concentration 1	6.5	90	100	100	95	96.25	4.79
Concentration 2	12.5	100	100	100	100	100.00	0.00
Concentration 3	25	100	100	100	100	100.00	0.00
Concentration 4	50	100	95	100	100	98.75	2.50
Concentration 5	100	65	55	50	40	52.50	10.41



Report No. : AV0048714(2)

Application No.: LV021027(1)

3.5. Summary of water quality parameters monitoring during test

Table 3. Summary of water quality parameters during fish acute toxicity test.

Water quality parameters	Effluent concentration (%)						
	Negative control	Salinity control	6.5	12.5	25	50	100
Salinity (‰)	30.0	30.0	30.0	30.0	30.0	30.0	30.0
Dissolved oxygen (mg L ⁻¹)	6.6-7.1	6.5-7.0	6.3-7.0	6.2-6.7	6.4-6.9	6.3-6.8	6.1-6.7
Temperature (°C)	22.0	22.0	22.0	22.0	22.0	22.0	22.0
pH	7.7-7.9	7.8-8.0	7.6-8.0	7.6-8.0	7.5-7.9	7.6-8.0	7.6-7.9
Total ammonia (start/end, mg L ⁻¹)	0.04/0.32	0.04/0.31	2.61/2.94	3.17/5.15	5.42/7.42	12.9/15.8	24.7/25.6
Total sulfide (start/end, mg L ⁻¹)	<0.1	<0.1	<0.1	<0.1	<0.1	<0.1	<0.1
Total residual chlorine (start/end, mg L ⁻¹)	<0.02	<0.02	<0.02	<0.02	<0.02	<0.02	<0.02
Total suspended solid (mg L ⁻¹)	3/3	3/3	8/6	15/10	26/21	39/28	85/42

3.6. LC₅₀ for the fish *Lutjanus malabaricus* and test acceptability

Table 4. LC₅₀ for the fish and test acceptability.

Parameter	Value	Control limit
Calculated LC ₅₀	Cannot be calculated ^a	NA
Negative survival	92.5%	>90%
Reference toxicant 48-h acute test	13.93 mg L ⁻¹	14.6±1.78 mg L ⁻¹
95% of confidence range of reference toxicant test	11.34-15.32 mg L ⁻¹	NA
Daily temperature variation	<0.5 °C	Average daily temperature variation: ± 1 °C
Dissolved oxygen concentration	>6.1 mg L ⁻¹	>4 mg L ⁻¹

a: The mortalities in all concentration groups were less than 50% of that in control group and thus LC₅₀ cannot be calculated.

NA: Not applicable



CMA Testing and Certification Laboratories

廠商會檢定中心

Report No. : AV0048714(2)

Application No.: LV021027(1)

4. Report on Barnacle Larvae Acute Toxicity Test



CMA Testing and Certification Laboratories

廠商會檢定中心

Report No. : AV0048714(2)

Application No.: LV021027(1)

Test report

4.1. Samples storage and pretreatment

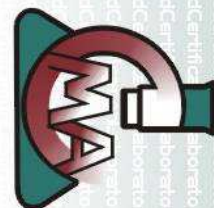
Effluent sample was thoroughly mixed and passed through 5 µm membrane filter to remove large debris. Effluent was added with ocean salt in order to raise the salinity to the required level (30‰) and then aerated moderately to dissolved oxygen (DO) saturation prior to use. Salinity control was set up to monitor if there was adverse effect on the test organisms.

4.2. Test organism

Species: Barnacle larvae (*Balanus amphitrite*).
Source: Introduced from adult barnacles collected from Sai Kung
Size/age: Stage II
Acclimatization: Acclimatized in fully aerated seawater held in 500 mL glass beaker (temperature: 22±1°C, salinity: 30‰) for at least 24 hours in laboratory prior to test. Fed with diatom *Chaetoceros gracilis*.

4.3. Summary of test conditions

Type of test: Static
Duration: 48 h, 25/07/2017-27/07/2017
Dilution seawater source: Seawater collected from a pristine site in Clear Water Bay, Sai Kung, Hong Kong
Dilution seawater pretreatment: Filtered through 0.22 µm membrane
Testing temperature: 22±1 °C
Lighting: Continuous
Salinity: 30‰
Testing chamber: Pre-cleaned 50 mL glass beaker
Feeding: None
Number of organisms per replicate: 20
Replicate number: 4
Volume of test medium: 20 mL
Aeration: Moderate, around 100 bubbles/min
Reference toxicant: CdCl₂
Positive control: 48 h acute toxicity test
Salinity control: Prepared with ocean salt adding into de-ionized water, salinity: 30‰



Report No. : AV0048714(2)

Application No.: LV021027(1)

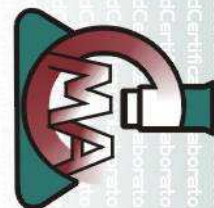
4.4. Test results

Table 1. Survival of barnacle larvae after 48 hours

Treatment	Effluent concentration (%)	Number of living barnacle larvae after 48 hour (individuals)					
		Replicate 1	Replicate 2	Replicate 3	Replicate 4	Mean	SD
Negative control	0	19	19	18	18	18.50	0.58
Salinity control	0	19	19	19	18	18.75	0.50
Concentration 1	6.5	20	19	19	18	19.00	0.82
Concentration 2	12.5	17	18	19	19	18.25	0.96
Concentration 3	25	15	13	15	12	13.75	1.50
Concentration 4	50	0	1	0	1	0.50	0.58
Concentration 5	100	0	0	0	0	0.00	0.00

Table 2. Survival percentage of barnacle larvae after 48 hours.

Treatment	Effluent concentration (%)	Percentage of living barnacle larvae after 48 hour (%)					
		Replicate 1	Replicate 2	Replicate 3	Replicate 4	Mean	SD
Negative control	0	95	95	90	90	92.50	2.89
Salinity control	0	95	95	95	90	93.75	2.50
Concentration 1	6.5	100	95	95	90	95.00	4.08
Concentration 2	12.5	85	90	95	95	91.25	4.79
Concentration 3	25	75	65	75	60	68.75	7.50
Concentration 4	50	0	5	0	5	2.50	2.89
Concentration 5	100	0	0	0	0	0.00	0.00



Report No. : AV0048714(2)

Application No.: LV021027(1)

4.5. Summary of water quality parameters monitoring during test

Table 3. Summary of water quality parameters during barnacle larvae acute toxicity test

Water quality parameters	Effluent concentration (%)						
	Negative control	Salinity control	6.5	12.5	25	50	100
Salinity (‰)	30.0	30.0	30.0	30.0	30.0	30.0	30.0
Dissolved oxygen (mg L ⁻¹)	6.3-6.6	6.4-6.6	6.2-6.6	6.2-6.5	6.2-6.5	6.2-6.5	6.3-6.5
Temperature (°C)	22.0	22.0	22.0	22.0	22.0	22.0	22.0
pH	7.6-8.0	7.6-8.1	7.6-8.1	7.7-8.0	7.6-8.0	7.6-7.8	7.6-7.7
Total ammonia (start/end, mg L ⁻¹)	0.50/0.90	0.50/0.80	1.05/1.22	2.16/2.40	3.55/4.60	10.8/12.0	21.4/26.0
Total sulfide (start/end, mg L ⁻¹)	<0.1	<0.1	<0.1	<0.1	<0.1	<0.1	<0.1
Total residual chlorine (start/end, mg L ⁻¹)	<0.02	<0.02	<0.02	<0.02	<0.02	<0.02	<0.02
Total suspended solid (mg L ⁻¹)	<2	<2	<2	<2	<2	<2	<2

4.6. LC₅₀ for the barnacle larvae *Balanus amphitrite* and test acceptability

Table 4. LC₅₀ for the barnacle larvae and test acceptability

Parameter	Value	Control limit
Calculated LC ₅₀	29.72%	NA
Negative survival	92.50%	>90%
Reference toxicant 48-h acute test	0.93 mg L ⁻¹	1.04±0.11 mg L ⁻¹
95% of confidence range of reference toxicant test:	0.83-1.06 mg L ⁻¹	NA
Daily temperature variation	<0.5 °C	Average daily temperature variation: ± 1 °C
Dissolved oxygen concentration	>6.2 mg L ⁻¹	>4 mg L ⁻¹

NA: Not applicable



CMA Testing and Certification Laboratories

廠商會檢定中心

Report No. : AV0048714(2)

Application No.: LV021027(1)

5. Report on Diatom Growth Inhibition Test (Chronic toxicity test)



CMA Testing and Certification Laboratories

廠商會檢定中心

Report No. : AV0048714(2)

Application No.: LV021027(1)

Test report

5.1. Samples storage and pretreatment

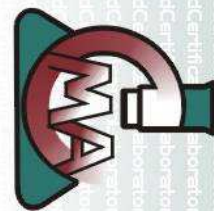
Effluent sample was thoroughly mixed and passed through 5 µm membrane filter to remove large debris. Effluent was added with ocean salt in order to raise the salinity to the required level (30‰) and then aerated moderately to dissolved oxygen (DO) saturation prior to use. Salinity control was set to monitor if there was adverse effect on the test organisms.

5.2. Test organism

Species: Diatom (*Skeletonema costatum*)
Source: Grown from laboratory culture obtained from Coastal Marine Lab, Hong Kong University of Science and Technology
Size/age: Log growth phase
Acclimatization: Grown in 250 mL glass flask (temperature: 22±1°C, salinity: 30‰, 3000 lux) for at least two weeks prior to test.

5.3. Summary of test conditions

Type of test: Static
Duration: 7 days, 25/07/2017-01/08/2017
Dilution seawater source: Seawater collected from a pristine site in Clear Water Bay, Sai Kung, Hong Kong
Dilution seawater pretreatment: Filtered through 0.22 µm membrane
Testing temperature: 22±1 °C
Lighting: 12 h light/12 h dark cycle, 3000±500 lux
Salinity: 30‰
Testing chamber: Pre-cleaned 100 mL glass beaker
Initial cell density: $(5.0 \pm 0.4) \times 10^4$ cell mL⁻¹
Replicate number: 4
Volume of test medium: 25 mL
Aeration: None
Reference toxicant: CdCl₂
Positive control: 7-day IC₅₀ toxicity test
Salinity control: Prepared with ocean salt adding into de-ionized water, salinity: 30‰



CMA Testing and Certification
Laboratories
 廠商會檢定中心

Report No. : AV0048714(2)

Application No.: LV021027(1)

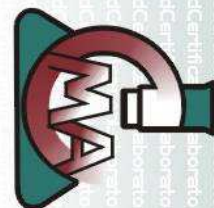
5.4. Test results

Table 1. Cell density of diatom *Skeletonema costatum* at the beginning and end of growth inhibition test. Initial cell density: $(5.0 \pm 0.4) \times 10^4$ cell mL⁻¹.

Treatment	Effluent concentration (%)	Cell density after 7-day growth ($\times 10^6$ cell mL ⁻¹)					
		Replicate 1	Replicate 2	Replicate 3	Replicate 4	Mean	SD
Negative control	0	1.20	1.18	1.19	1.21	1.20	0.01
Salinity control	0	1.15	1.27	1.14	1.24	1.20	0.06
Concentration 1	2.5	1.48	1.44	1.41	1.38	1.43	0.04
Concentration 2	5	1.54	1.49	1.37	1.59	1.50	0.09
Concentration 3	10	1.78	1.91	1.79	1.88	1.84	0.06
Concentration 4	25	0.71	0.70	0.71	0.69	0.70	0.01
Concentration 5	50	0.60	0.57	0.55	0.58	0.58	0.02
Concentration 6	100	0.00	0.00	0.00	0.00	0.00	0.00

Table 2. Growth rate of *Skeletonema costatum* within 7 days.

Treatment	Effluent concentration (%)	7-day average growth rate (d ⁻¹)					
		Replicate 1	Replicate 2	Replicate 3	Replicate 4	Mean	SD
Negative control	0	0.45	0.45	0.45	0.45	0.45	0.00
Salinity control	0	0.45	0.46	0.45	0.46	0.45	0.01
Concentration 1	2.5	0.48	0.48	0.48	0.47	0.48	0.00
Concentration 2	5	0.49	0.48	0.47	0.49	0.49	0.01
Concentration 3	10	0.51	0.52	0.51	0.52	0.51	0.01
Concentration 4	25	0.38	0.38	0.38	0.38	0.38	0.00
Concentration 5	50	0.36	0.35	0.34	0.35	0.35	0.01
Concentration 6	100	0.00	0.00	0.00	0.00	0.00	0.00



Report No. : AV0048714(2)

Application No.: LV021027(1)

5.5. Summary of water quality parameters monitoring during test

Table 3. Summary of water quality parameters during diatom growth inhibition test

Water quality parameters	Effluent concentration (%)							
	Negative control	Salinity control	2.5	5.0	10	25	50	100
Salinity (%)	30.0	30.0	30.0	30.0	30.0	30.0	30.0	30.0
Dissolved oxygen (mg L ⁻¹)	6.2-9.3	6.4-9.2	6.5-9.8	6.6-10.1	6.5-10.9	6.5-8.7	6.4-8.1	6.0-7.2
Temperature (°C)	22.0	22.0	22.0	22.0	22.0	22.0	22.0	22.0
pH	7.8-8.0	7.6-8.0	7.5-8.1	7.6-8.0	7.4-8.0	7.4-7.8	7.4-8.0	7.3-7.8
Total ammonia (start/end, mg L ⁻¹)	0.03/ 0.03	0.03/ 0.03	0.03/ 0.26	0.47/ 0.25	1.60/ 0.45	4.46/ 0.59	10.4/ 3.01	20.5/ 18.6
Total sulfide (start/end, mg L ⁻¹)	<0.1	<0.1	<0.1	<0.1	<0.1	<0.1	<0.1	<0.1
Total residual chlorine (start/end, mg L ⁻¹)	<0.02	<0.02	<0.02	<0.02	<0.02	<0.02	<0.02	<0.02
Total suspended solid (mg L ⁻¹)	<2	<2	<2	<2	<2	<2	<2	<2

5.6. IC₅₀ for the diatom *Skeletonema costatum* and test acceptability

Table 4. IC₅₀, none observed effect concentration (NOEC) for the diatom and test acceptability

Parameter	Value	Control limit
Calculated IC ₅₀	91.88%	NA
None observed effect concentration (NOEC)	10%	-
Reference toxicant 7-day test:	0.13 mg L ⁻¹	0.13±0.02 mg L ⁻¹
95% of confidence range of reference toxicant test	0.10-0.16mg L ⁻¹	NA
Temperature variation	<0.5 °C	Average daily temperature variation: ± 1 °C

NA: Not applicable



CMA Testing and Certification Laboratories

廠商會檢定中心

Report No. : AV0048714(2)

Application No.: LV021027(1)

6. Report on Shrimp Acute Toxicity Test



CMA Testing and Certification Laboratories

廠商會檢定中心

Report No. : AV0048714(2)

Application No.: LV021027(1)

Test report

6.1. Samples storage and pretreatment

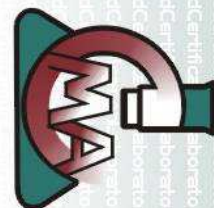
Effluent sample was thoroughly mixed and passed through 2-mm mesh to remove the large debris. Effluent was added with ocean salt in order to raise the salinity to 25‰ and then aerated moderately such that the dissolved oxygen (DO) reached saturation prior to use. Salinity control was set up to monitor if there was adverse effect on the test organisms.

6.2. Test organism

Species	Shrimp (<i>Metapenaeus ensis</i>).
Source:	Purchased from contracted fish dealer
Size/age:	5-7 cm
Acclimatization:	Acclimatized in fully aerated seawater (temperature: 22±1°C, salinity: 25‰) at least 48 hours in the laboratory prior to test. Fed with commercial shrimp feeds.

6.3. Summary of test conditions

Type of test:	Static
Duration:	48 h, 25/07/2017-27/07/2017
Dilution seawater source:	Seawater collected from a pristine site in Clear Water Bay, Sai Kung, Hong Kong
Dilution seawater pretreatment:	Filtered through 0.22 µm membrane
Testing temperature:	22±1 °C
Lighting:	Continuous
Salinity:	25‰
Testing chamber:	Pre-cleaned 20 L tank
Feeding:	None
Number of organisms per replicate:	10
Replicate number:	4
Volume of test medium:	10 L
Aeration:	Moderate, with air stone
Reference toxicant:	CdCl ₂
Positive control:	48 h acute toxicity test
Salinity control:	Prepared with ocean salt adding into de-ionized water, salinity: 25‰



CMA Testing and Certification Laboratories
 廠商會檢定中心

Report No. : AV0048714(2)

Application No.: LV021027(1)

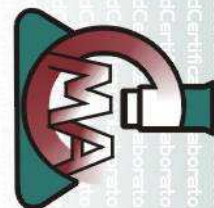
6.4. Test results

Table 1. Survival of shrimps after 48 hours.

Treatment	Effluent concentration (%)	Number of living shrimps after 48 hour (individuals)					
		Replicate 1	Replicate 2	Replicate 3	Replicate 4	Mean	SD
Negative control	0	10	9	9	9	9.25	0.50
Salinity control	0	10	10	9	10	9.75	0.50
Concentration 1	6.5	10	9	9	10	9.50	0.58
Concentration 2	12.5	9	7	7	9	8.00	1.15
Concentration 3	25	7	9	8	9	8.25	0.96
Concentration 4	50	6	7	9	8	7.50	1.29
Concentration 5	100	7	6	5	7	6.25	0.96

Table 2. Survival percentage of shrimps after 48 hours.

Treatment	Effluent concentration (%)	Percentage of living shrimps after 48 hour (%)					
		Replicate 1	Replicate 2	Replicate 3	Replicate 4	Mean	SD
Negative control	0	100	90	90	90	92.50	5.00
Salinity control	0	100	100	90	100	97.50	5.00
Concentration 1	6.5	100	90	90	100	95.00	5.77
Concentration 2	12.5	90	70	70	90	80.00	11.55
Concentration 3	25	70	90	80	90	82.50	9.57
Concentration 4	50	60	70	90	80	75.00	12.91
Concentration 5	100	70	60	50	70	62.50	9.57



Report No. : AV0048714(2)

Application No.: LV021027(1)

6.5. Summary of water quality parameters monitoring during test.

Table 3. Summary of water quality parameters during shrimp acute toxicity test.

Water quality parameters	Effluent concentration (%)						
	Negative control	Salinity control	6.5	12.5	25	50	100
Salinity (‰)	25.0	25.0	25.0	25.0	25.0	25.0	25.0
Dissolved oxygen (mg L ⁻¹)	6.6-7.0	6.5-7.1	6.6-7.2	6.5-7.2	6.6-7.1	6.5-7.0	6.4-7.0
Temperature (°C)	22.0	22.0	22.0	22.0	22.0	22.0	22.0
pH	7.6-8.2	7.7-8.2	7.8-8.1	7.8-8.2	7.8-8.1	7.7-8.0	7.6-8.0
Total ammonia (start/end, mg L ⁻¹)	0.04/0.47	0.04/0.45	2.61/3.22	3.17/6.94	5.42/8.75	12.9/14.2	24.7/25.8
Total sulfide (start/end, mg L ⁻¹)	<0.1	<0.1	<0.1	<0.1	<0.1	<0.1	<0.1
Total residual chlorine (start/end, mg L ⁻¹)	<0.02	<0.02	<0.02	<0.02	<0.02	<0.02	<0.02
Total suspended solid (start/end, mg L ⁻¹)	3/3	3/3	8/6	15/7	26/11	39/23	85/37

6.6 LC₅₀ for the shrimp *Metapenaeus ensis* and test acceptability

Table 4. LC₅₀ for the *Metapenaeus ensis* and test acceptability.

Parameter	Value	Control limit
Calculated LC ₅₀	Cannot be calculated	NA
Negative control survival	92.5%	>90%
Reference toxicant 48-h acute test	5.32 mg L ⁻¹	5.19±0.51 mg L ⁻¹
95% of confidence range of reference toxicant test	4.81-5.81 mg L ⁻¹	NA
Daily temperature variation	<0.5 °C	Average daily temperature variation: ±1 °C
Dissolved oxygen concentration	>6.4 mg L ⁻¹	>4 mg L ⁻¹

NA: Not applicable



CMA Testing and Certification Laboratories

廠商會檢定中心

Report No. : AV0048714(2)

Application No.: LV021027(1)

7. Conclusion



CMA Testing and Certification Laboratories

廠商會檢定中心

Report No. : AV0048714(2)

Application No.: LV021027(1)

Table 1. Comparison of measured toxicity values with the target toxicity levels.

Test species	Measured LC ₅₀ /IC ₅₀ /NOEC	Target toxicity level
Amphipod <i>Melita longidactyla</i>	36.59%	≥7.1%
Fish <i>Lutjanus malabaricus</i>	Cannot be calculated*	≥7.1%
Barnacle larvae <i>Balanus amphitrite</i>	29.72%	≥7.1%
Diatom <i>Skeletonema costatum</i>	91.88% (IC ₅₀)	-
Diatom <i>Skeletonema costatum</i>	10% (NOEC)	≥0.51%
Shrimp <i>Metapenaeus ensis</i>	Cannot be calculated	≥7.1%

*The survivals in all concentration groups were >50%, and thus LC₅₀ cannot be calculated.

Conclusion: all the measured values met the target toxicity levels as indicated in the EM&A Manual.



**CMA Testing
and Certification
Laboratories**

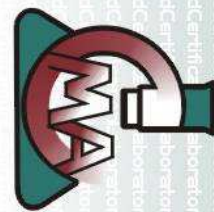
廠商會檢定中心

Report No. : AV0048714(2)

Application No.: LV021027(1)

Appendix A

**Monitoring Data
for
Amphipod Acute Toxicity Test**



Report No. : AV0048714(2)

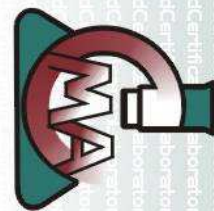
Application No.: LV021027(1)

Table 1. Dissolved oxygen concentration and pH in each concentration treatment in amphipod acute toxicity test.

Concentration treatment (%)	Dissolved oxygen (mg L ⁻¹)					pH				
	0 h	12 h	24 h	36 h	48 h	0 h	12 h	24 h	36 h	48 h
Negative control	7.1	7.0	7.2	6.7	6.4	7.7	8.0	7.8	8.1	8.0
Salinity control	7.1	6.8	6.7	6.4	6.5	7.8	8.2	8.1	7.7	8.0
6.5	7.0	6.9	7.0	6.9	6.4	7.6	7.9	8.1	7.8	8.0
12.5	6.9	6.7	6.9	6.4	6.3	7.9	8.0	7.6	7.9	8.0
25	6.8	6.5	6.8	6.1	6.3	8.0	8.1	7.8	7.7	7.5
50	6.7	6.6	6.7	6.4	6.1	8.0	8.2	8.2	7.7	7.6
100	6.6	6.4	6.5	6.1	6.0	7.9	7.6	7.6	7.8	7.8

Table 2. Salinity and temperature in each concentration treatment in amphipod acute toxicity test.

Concentration treatment (%)	Salinity (‰)					Temperature (°C)				
	0 h	12 h	24 h	36 h	48 h	0 h	12 h	24 h	36 h	48 h
Negative control	30.0	30.0	30.0	30.0	30.0	22.0	22.0	22.0	22.0	22.0
Salinity control	30.0	30.0	30.0	30.0	30.0	22.0	22.0	22.0	22.0	22.0
6.5	30.0	30.0	30.0	30.0	30.0	22.0	22.0	22.0	22.0	22.0
12.5	30.0	30.0	30.0	30.0	30.0	22.0	22.0	22.0	22.0	22.0
25	30.0	30.0	30.0	30.0	30.0	22.0	22.0	22.0	22.0	22.0
50	30.0	30.0	30.0	30.0	30.0	22.0	22.0	22.0	22.0	22.0
100	30.0	30.0	30.0	30.0	30.0	22.0	22.0	22.0	22.0	22.0



**CMA Testing
and Certification
Laboratories**
廠商會檢定中心

Report No. : AV0048714(2)

Application No.: LV021027(1)

Table 3. Ammonia-N, sulphide, total suspended solids, total residual chlorine concentration at the beginning and ending of the amphipod acute toxicity test.

Concentration treatment (%)	Ammonia-N (mg L ⁻¹)		Sulphide (mg L ⁻¹)		Total suspended solids (mg L ⁻¹)		Total residual chlorine (mg L ⁻¹)	
	Initial	End	Initial	End	Initial	End	Initial	End
Negative control	0.09	0.13	<0.1	<0.1	2	2	<0.02	<0.02
Salinity control	0.07	0.08	<0.1	<0.1	3	3	<0.02	<0.02
6.5	0.90	1.32	<0.1	<0.1	8	4	<0.02	<0.02
12.5	2.38	2.54	<0.1	<0.1	13	6	<0.02	<0.02
25	4.60	4.67	<0.1	<0.1	25	10	<0.02	<0.02
50	11.4	10.9	<0.1	<0.1	43	18	<0.02	<0.02
100	21.9	22.4	<0.1	<0.1	85	42	<0.02	<0.02



**CMA Testing
and Certification
Laboratories**

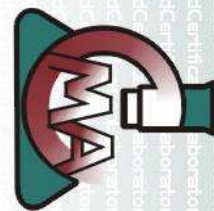
廠商會檢定中心

Report No. : AV0048714(2)

Application No.: LV021027(1)

Appendix B

**Monitoring Data
for
Fish Acute Toxicity Test**



Report No. : AV0048714(2)

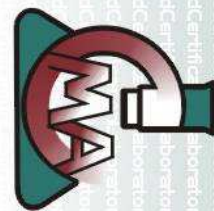
Application No.: LV021027(1)

Table 1. Dissolved oxygen concentration and pH in each concentration treatment in fish acute toxicity test.

Concentration treatment (%)	Dissolved oxygen (mg L ⁻¹)					pH				
	0 h	12 h	24 h	36 h	48 h	0 h	12 h	24 h	36 h	48 h
Negative control	7.1	6.9	7.0	6.7	6.6	7.8	7.9	7.8	7.9	7.7
Salinity control	7.0	6.7	7.0	6.8	6.5	7.8	7.9	8.0	8.0	7.8
6.5	6.9	7.0	6.6	6.4	6.3	7.7	7.8	7.9	8.0	7.6
12.5	6.7	6.7	6.6	6.3	6.2	7.6	7.8	7.9	8.0	7.8
25	6.9	6.8	6.5	6.4	6.4	7.5	7.6	7.9	7.8	7.6
50	6.8	6.7	6.8	6.5	6.3	7.6	7.8	7.6	8.0	7.8
100	6.7	6.4	6.6	6.3	6.1	7.6	7.7	7.8	7.9	7.6

Table 2. Salinity and temperature in each concentration treatment in fish acute toxicity test.

Concentration treatment (%)	Salinity (‰)					Temperature (°C)				
	0 h	12 h	24 h	36 h	48 h	0 h	12 h	24 h	36 h	48 h
Negative control	30.0	30.0	30.0	30.0	30.0	22.0	22.0	22.0	22.0	22.0
Salinity control	30.0	30.0	30.0	30.0	30.0	22.0	22.0	22.0	22.0	22.0
6.5	30.0	30.0	30.0	30.0	30.0	22.0	22.0	22.0	22.0	22.0
12.5	30.0	30.0	30.0	30.0	30.0	22.0	22.0	22.0	22.0	22.0
25	30.0	30.0	30.0	30.0	30.0	22.0	22.0	22.0	22.0	22.0
50	30.0	30.0	30.0	30.0	30.0	22.0	22.0	22.0	22.0	22.0
100	30.0	30.0	30.0	30.0	30.0	22.0	22.0	22.0	22.0	22.0



**CMA Testing
and Certification
Laboratories**
廠商會檢定中心

Report No. : AV0048714(2)

Application No.: LV021027(1)

Table 3. Ammonia-N, sulphide, total suspended solids, total residual chlorine concentration at the beginning and ending of the fish acute toxicity test.

Concentration treatment (%)	Ammonia-N (mg L ⁻¹)		Sulphide (mg L ⁻¹)		Total suspended solids (mg L ⁻¹)		Total residual chlorine (mg L ⁻¹)	
	Initial	End	Initial	End	Initial	End	Initial	End
Negative control	0.04	0.32	<0.1	<0.1	3	3	<0.02	<0.02
Salinity control	0.04	0.31	<0.1	<0.1	3	3	<0.02	<0.02
6.5	2.61	2.94	<0.1	<0.1	8	6	<0.02	<0.02
12.5	3.17	5.15	<0.1	<0.1	15	10	<0.02	<0.02
25	5.42	7.42	<0.1	<0.1	26	21	<0.02	<0.02
50	12.9	15.8	<0.1	<0.1	39	28	<0.02	<0.02
100	24.7	25.6	<0.1	<0.1	85	42	<0.02	<0.02



CMA Testing and Certification Laboratories

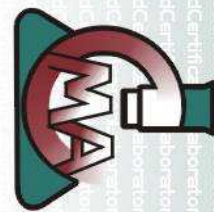
廠商會檢定中心

Report No. : AV0048714(2)

Application No.: LV021027(1)

Appendix C

Monitoring Data for Barnacle Larvae Acute Toxicity Test



Report No. : AV0048714(2)

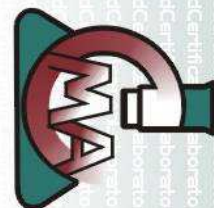
Application No.: LV021027(1)

Table 1. Dissolved oxygen concentration and pH in each concentration treatment in barnacle larvae acute toxicity test.

Concentration treatment (%)	Dissolved oxygen (mg L ⁻¹)					pH				
	0 h	12 h	24 h	36 h	48 h	0 h	12 h	24 h	36 h	48 h
Negative control	6.6	6.5	6.6	6.4	6.3	7.8	7.9	8.0	7.7	7.6
Salinity control	6.6	6.4	6.5	6.6	6.4	7.9	8.0	8.1	7.7	7.6
6.5	6.6	6.3	6.5	6.4	6.2	7.6	7.8	8.0	8.1	8.0
12.5	6.5	6.5	6.4	6.4	6.2	7.7	8.0	7.9	7.8	8.0
25	6.4	6.5	6.5	6.4	6.2	7.6	7.8	8.0	8.0	7.8
50	6.5	6.3	6.4	6.2	6.2	7.6	7.7	7.8	7.7	7.7
100	6.4	6.3	6.5	6.3	6.4	7.6	7.6	7.6	7.6	7.7

Table 2. Salinity and temperature in each concentration treatment in barnacle larvae acute toxicity test.

Concentration treatment (%)	Salinity (‰)					Temperature (°C)				
	0 h	12 h	24 h	36 h	48 h	0 h	12 h	24 h	36 h	48 h
Negative control	30.0	30.0	30.0	30.0	30.0	22.0	22.0	22.0	22.0	22.0
Salinity control	30.0	30.0	30.0	30.0	30.0	22.0	22.0	22.0	22.0	22.0
6.5	30.0	30.0	30.0	30.0	30.0	22.0	22.0	22.0	22.0	22.0
12.5	30.0	30.0	30.0	30.0	30.0	22.0	22.0	22.0	22.0	22.0
25	30.0	30.0	30.0	30.0	30.0	22.0	22.0	22.0	22.0	22.0
50	30.0	30.0	30.0	30.0	30.0	22.0	22.0	22.0	22.0	22.0
100	30.0	30.0	30.0	30.0	30.0	22.0	22.0	22.0	22.0	22.0



**CMA Testing
and Certification
Laboratories**
廠商會檢定中心

Report No. : AV0048714(2)

Application No.: LV021027(1)

Table 3. Ammonia-N, sulphide, total suspended solids, total residual chlorine concentration at the beginning and ending of the barnacle larvae acute toxicity test.

Concentration treatment (%)	Ammonia-N (mg L ⁻¹)		Sulphide (mg L ⁻¹)		Total suspended solids (mg L ⁻¹)		Total residual chlorine (mg L ⁻¹)	
	Initial	End	Initial	End	Initial	End	Initial	End
Negative control	0.50	0.90	<0.1	<0.1	<2	<2	<0.02	<0.02
Salinity control	0.50	0.80	<0.1	<0.1	<2	<2	<0.02	<0.02
6.5	1.05	1.22	<0.1	<0.1	<2	<2	<0.02	<0.02
12.5	2.16	2.40	<0.1	<0.1	<2	<2	<0.02	<0.02
25	3.55	4.60	<0.1	<0.1	<2	<2	<0.02	<0.02
50	10.8	12.0	<0.1	<0.1	<2	<2	<0.02	<0.02
100	21.4	26.0	<0.1	<0.1	<2	<2	<0.02	<0.02



**CMA Testing
and Certification
Laboratories**

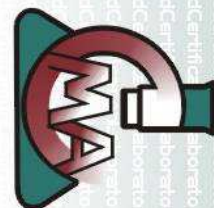
廠商會檢定中心

Report No. : AV0048714(2)

Application No.: LV021027(1)

Appendix D

Monitoring Data
for
Diatom Growth Inhibition Test
(Chronic toxicity test)

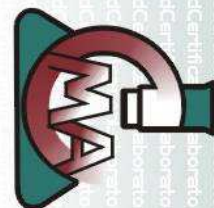


Report No. : AV0048714(2)

Application No.: LV021027(1)

Table 1. Dissolved oxygen concentration and pH in each concentration treatment in diatom growth inhibition test.

Concentration treatment (%)	Dissolved oxygen (mg L ⁻¹)								pH							
	0 h	24 h	48 h	72 h	96 h	120 h	144 h	168 h	0 h	24 h	48 h	72 h	96 h	120 h	144 h	168 h
Negative control	6.2	6.9	7.4	8.3	9.0	9.1	9.3	9.0	7.8	8.0	8.0	7.9	7.9	8.0	7.9	7.8
Salinity control	6.4	6.9	7.2	8.9	9.2	9.1	9.2	9.2	7.8	7.6	7.7	8.0	7.9	7.8	7.7	7.8
2.5	6.5	6.8	7.3	8.4	9.3	9.6	9.8	9.7	7.5	7.6	7.5	7.6	7.8	7.9	8.1	8.1
5	6.6	6.8	8.4	8.9	9.2	9.8	10.1	10.0	7.6	7.6	7.7	7.8	7.9	8.0	8.0	7.8
10	6.5	6.6	8.4	9.2	9.5	10.4	10.9	10.1	7.4	7.8	7.5	8.0	8.0	7.9	8.0	8.0
25	6.5	6.7	6.8	8.3	8.4	8.7	8.7	8.4	7.4	7.5	7.7	7.7	7.8	7.8	7.7	7.7
50	6.4	6.6	6.8	7.4	7.6	8.0	8.1	8.1	7.4	7.8	7.6	8.0	8.0	8.0	7.9	8.0
100	6.0	6.2	6.3	6.4	6.9	7.0	7.2	7.1	7.3	7.5	7.6	7.7	7.8	7.8	7.4	7.6



**CMA Testing
and Certification
Laboratories**
廠商會檢定中心

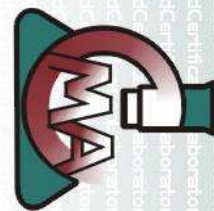
Report No. : AV0048714(2)

Application No.: LV021027(1)

Table 2. Salinity and temperature in each concentration treatment in diatom growth inhibition test.

Concentration treatment (%)	Salinity (%)								Temperature (°C)							
	0 h	24 h	48 h	72 h	96 h	120 h	144 h	168 h	0 h	24 h	48 h	72 h	96 h	120 h	144 h	168 h
Negative control	30.0	30.0	30.0	30.0	30.0	30.0	30.0	30.0	22.0	22.0	22.0	22.0	22.0	22.0	22.0	22.0
Salinity control	30.0	30.0	30.0	30.0	30.0	30.0	30.0	30.0	22.0	22.0	22.0	22.0	22.0	22.0	22.0	22.0
2.5	30.0	30.0	30.0	30.0	30.0	30.0	30.0	30.0	22.0	22.0	22.0	22.0	22.0	22.0	22.0	22.0
5	30.0	30.0	30.0	30.0	30.0	30.0	30.0	30.0	22.0	22.0	22.0	22.0	22.0	22.0	22.0	22.0
10	30.0	30.0	30.0	30.0	30.0	30.0	30.0	30.0	22.0	22.0	22.0	22.0	22.0	22.0	22.0	22.0
25	30.0	30.0	30.0	30.0	30.0	30.0	30.0	30.0	22.0	22.0	22.0	22.0	22.0	22.0	22.0	22.0
50	30.0	30.0	30.0	30.0	30.0	30.0	30.0	30.0	22.0	22.0	22.0	22.0	22.0	22.0	22.0	22.0
100	30.0	30.0	30.0	30.0	30.0	30.0	30.0	30.0	22.0	22.0	22.0	22.0	22.0	22.0	22.0	22.0

This document is issued subject to the latest CMA Testing General Terms and Conditions of Testing and Inspection Services, available on request or accessible at website www.cmatd.com.
 This document shall not be reproduced except in full or with written approval by CMA Testing.
 Room 1302, Yan Hing Centre, 9-13 Wong Chuk Yung St., Fo Tan, Shatin, N.T., Hong Kong.
 Tel: (852) 2698 8198 Fax: (852) 2695 4177 E-mail: info@cmatd.com Web Site: <http://www.cmatd.com>



Report No. : AV0048714(2)

Application No.: LV021027(1)

Table 3. Ammonia-N, sulphide, total suspended solids, total residual chlorine concentration at the beginning and ending of the diatom growth inhibition toxicity test.

Concentration treatment (%)	Ammonia-N (mg L ⁻¹)		Sulphide (mg L ⁻¹)		Total suspended solids (mg L ⁻¹)		Total residual chlorine (mg L ⁻¹)	
	Initial	End	Initial	End	Initial	End	Initial	End
Negative control	0.03	0.03	<0.1	<0.1	<2	<2	<0.02	<0.02
Salinity control	0.03	0.03	<0.1	<0.1	<2	<2	<0.02	<0.02
2.5	0.03	0.26	<0.1	<0.1	<2	<2	<0.02	<0.02
5	0.47	0.25	<0.1	<0.1	<2	<2	<0.02	<0.02
10	1.60	0.45	<0.1	<0.1	<2	<2	<0.02	<0.02
25	4.46	0.59	<0.1	<0.1	<2	<2	<0.02	<0.02
50	10.4	3.01	<0.1	<0.1	<2	<2	<0.02	<0.02
100	20.5	18.6	<0.1	<0.1	<2	<2	<0.02	<0.02



CMA Testing and Certification Laboratories

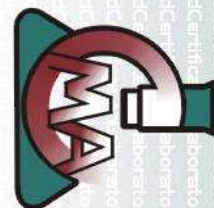
廠商會檢定中心

Report No. : AV0048714(2)

Application No.: LV021027(1)

Appendix E

Monitoring Data for Shrimp Acute Toxicity Test



**CMA Testing
and Certification
Laboratories**
廠商會檢定中心

Report No. : AV0048714(2)

Application No.: LV021027(1)

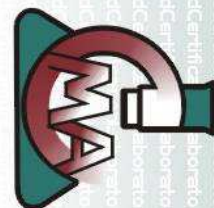
Table 1. Dissolved oxygen concentration and pH in each concentration treatment in shrimp acute toxicity test.

Concentration treatment (%)	Dissolved oxygen (mg L ⁻¹)					pH				
	0 h	12 h	24 h	36 h	48 h	0 h	12 h	24 h	36 h	48 h
Negative control	6.9	7.0	6.7	7.7	6.6	7.6	7.9	8.1	8.2	8.0
Salinity control	6.9	7.1	6.9	6.7	6.5	7.7	7.9	8.1	8.2	8.0
6.5	7.0	7.2	6.9	6.7	6.6	7.8	8.0	8.1	7.9	7.8
12.5	7.1	7.0	7.2	6.7	6.5	8.0	7.9	7.8	8.2	8.1
25	7.1	6.9	6.6	7.0	6.9	7.8	8.0	7.9	8.0	8.1
50	7.0	6.9	7.0	6.7	6.5	7.7	7.8	8.0	8.0	7.9
100	7.0	6.8	7.0	6.8	6.4	7.7	7.6	7.7	8.0	7.9

Table 2. Salinity and temperature in each concentration treatment in shrimp acute toxicity test.

Concentration treatment (%)	Salinity (‰)					Temperature (°C)				
	0 h	12 h	24 h	36 h	48 h	0 h	12 h	24 h	36 h	48 h
Negative control	25.0	25.0	25.0	25.0	25.0	22.0	22.0	22.0	22.0	22.0
Salinity control	25.0	25.0	25.0	25.0	25.0	22.0	22.0	22.0	22.0	22.0
6.5	25.0	25.0	25.0	25.0	25.0	22.0	22.0	22.0	22.0	22.0
12.5	25.0	25.0	25.0	25.0	25.0	22.0	22.0	22.0	22.0	22.0
25	25.0	25.0	25.0	25.0	25.0	22.0	22.0	22.0	22.0	22.0
50	25.0	25.0	25.0	25.0	25.0	22.0	22.0	22.0	22.0	22.0
100	25.0	25.0	25.0	25.0	25.0	22.0	22.0	22.0	22.0	22.0

This document is issued subject to the latest CMA Testing General Terms and Conditions of Testing and Inspection Services, available on request or accessible at website www.cmatd.com.
 This document shall not be reproduced except in full or with written approval by CMA Testing.
 CMA Industrial Development Foundation Limited
 Room 1302, Yan Hing Centre, 9-13 Wong Chuk Yung St., Fo Tan, Shatin, N.T., Hong Kong.
 Tel: (852) 2698 8198 Fax: (852) 2695 4177 E-mail: info@cmatd.com Web Site: <http://www.cmatd.com>



**CMA Testing
and Certification
Laboratories**
廠商會檢定中心

Report No. : AV0048714(2)

Application No.: LV021027(1)

Table 3. Ammonia-N, sulphide, total suspended solids, total residual chlorine concentration at the beginning and ending of the shrimp acute toxicity test.

Concentration treatment (%)	Ammonia-N (mg L ⁻¹)		Sulphide (mg L ⁻¹)		Total suspended solids (mg L ⁻¹)		Total residual chlorine (mg L ⁻¹)	
	Initial	End	Initial	End	Initial	End	Initial	End
Negative control	0.04	0.47	<0.1	<0.1	3	3	<0.02	<0.02
Salinity control	0.04	0.45	<0.1	<0.1	3	3	<0.02	<0.02
6.5	2.61	3.22	<0.1	<0.1	8	6	<0.02	<0.02
12.5	3.17	6.94	<0.1	<0.1	15	7	<0.02	<0.02
25	5.42	8.75	<0.1	<0.1	26	11	<0.02	<0.02
50	12.9	14.2	<0.1	<0.1	39	23	<0.02	<0.02
100	24.7	25.8	<0.1	<0.1	85	37	<0.02	<0.02